

KAYLEIGH CROUSEN

INTERIOR DESIGN PORTFOLIO



+27 081 787 6367
kaycrowsen@gmail.com
@kayc._designs

01	VILLA ETOILE ☆	RESIDENTIAL
02	ODE TO AMARA	HOSPITALITY
03	RE / NU ☆	RETAIL
04	CAESARSTONE 2025 : THE SYMBIOTE	HOSPITALITY
05	ERODE : DINING BY GMUNDA	HOSPITALITY
06	CAESARSTONE 2024 : UHAMBO MAROPENG ☆	MUSEUM
07	ARRCC INTERNSHIP : STUDENT PROJECT	MOOD BOARDS
08	THE SOLOIST	PRODUCT DESIGN
09	TECHNICAL DRAWING PACKAGE	TECHNICALS


01 VILLA ETOILE ☆ Awarded first place

BRIEF

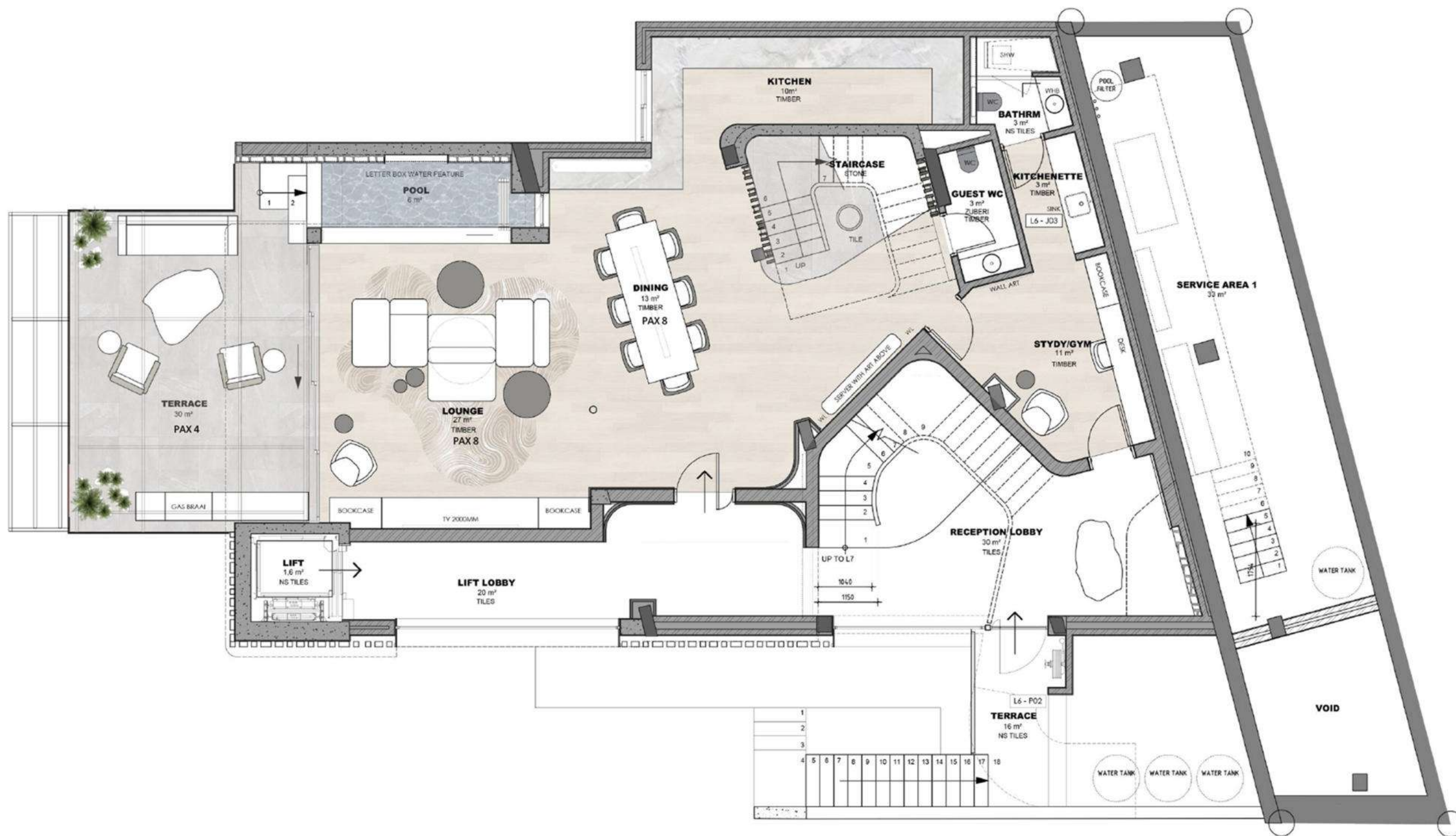
Develop an interior design proposal focusing on enhancing the existing proposed Barefoot Luxury aesthetic through soft furnishings, decor, spatial planning, and window treatments. Focus on natural materials, light, textured fabrics, and relaxed, coastal elegance to curate a distinct and high end look for Villa Etoile

CONCEPT

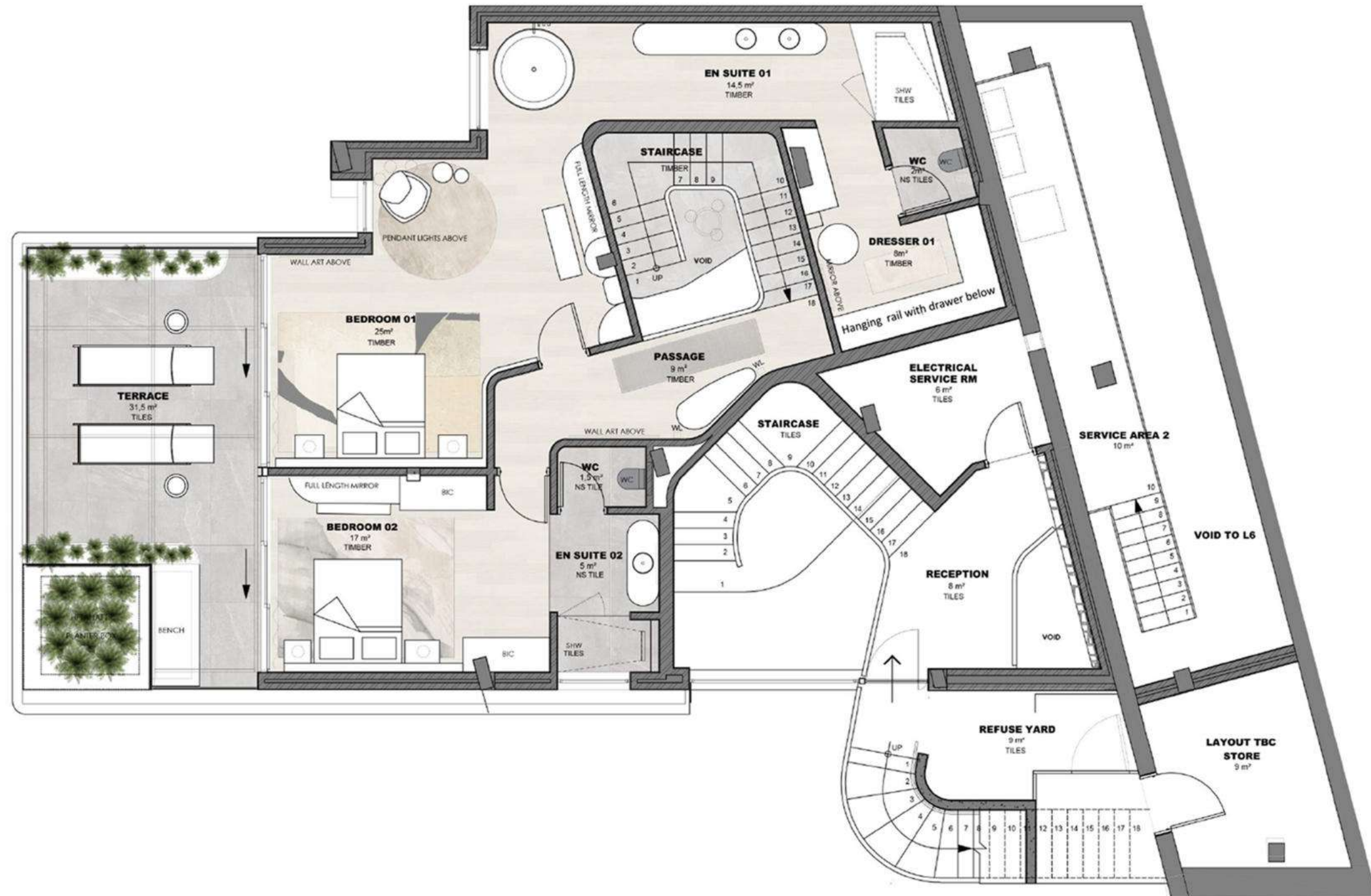
Villa Etoile is destined to become the star of the camps bay shoreline, experimenting with finding balance between luxury and comfort. Focusing on capturing the beauty and intrigue of its namesake while drawing inspiration from the buildings stunning location. Each element of this home from the high end furnishing and natural finishes to the curated antique pieces combine to create this unique home.








6TH FLOOR PLAN | NTS





DINING SPACE




DINING AND 1ST IMPRESSION




STAIRWAY TO 7TH FLOOR



LIVING AND HOSTING SPACE






MAIN BEDROOM



MAIN BEDROOM




GUEST BEDROOM



7TH FLOOR PRIVATE BALCONY





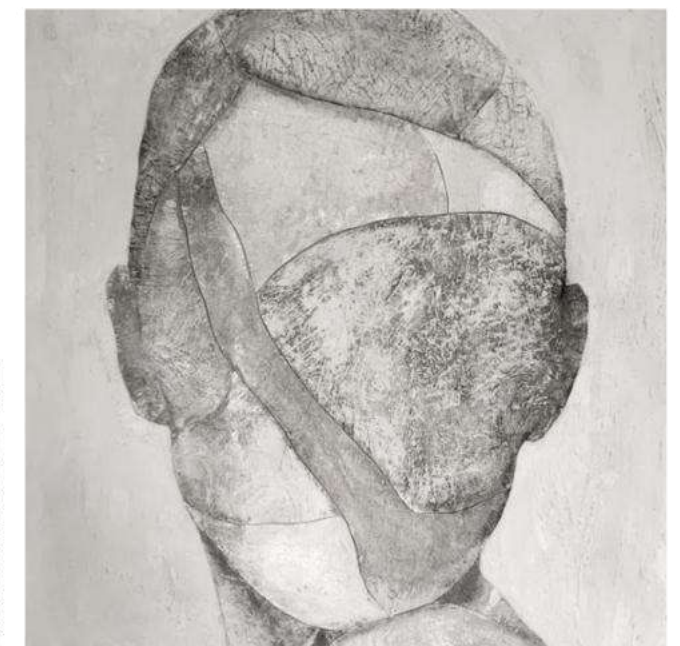
02 ODE TO AMARA

BRIEF

Design a high-end boutique resort in a chosen location that reflects its setting, clientele, and brand identity. Create an authentic, aspirational, and build-able concept that unites design, storytelling, and guest experience, positioning the resort as a world-class destination.

CONCEPT

Created to become an interchangeable hub for the international art trade. Ode to Amara is a unique opportunity to meet local talent and explore their work. It is a live in art gallery designed to make the investing, purchasing and collecting of art and artisan goods in the South African creative industry more desirable and accessible on an international level. All while celebrating the beautiful conservation town of Scarborough and its untouched landscapes in a non invasive and environmentally friendly and intelligent way.





ARRIVAL SPACE






MAIN LAPPA FLOOR PLAN | NTS



GARDEN POCKET WITH RICH MINSI




BATHROOMS



SCULPTURE NOOK



RESTAURANT SEATING



RESTAURANT SEATING



GALLERY SPACE





1 STANDARD SUITE FLOORPLAN
1 : 75



STANDARD SUITE BEDROOM



STANDARD SUITE FIRST IMPRESSION

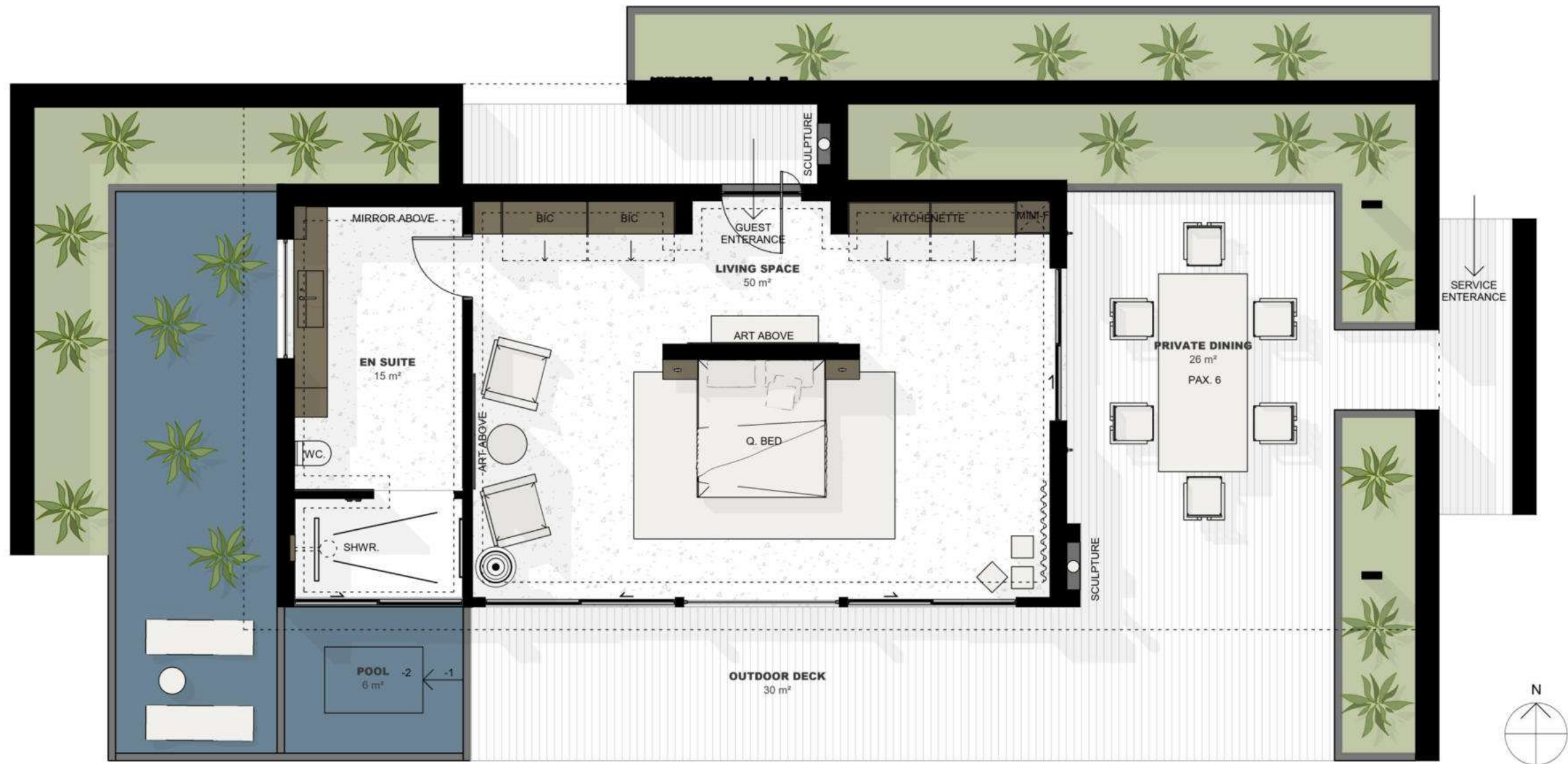


STANDARD SUITE EN SUITE



STANDARD SUITE PRIVATE EXTERIOR LOUNGE






1 LUXURY SUITE FLOORPLAN
1:75



LUXURY SUITE BEDROOM




LUXURY SUITE FIRST IMPRESSION



LUXURY SUITE EN SUITE



LUXURY SUITE PRIVATE OUTDOOR DINING





03 RE / NU ☆ AWARDED FIRST PLACE BY MAX ON TOP

BRIEF

A group project brief to create a bespoke jewelery brand and design its store interior using a kit-of-parts approach for adaptable roll-out.

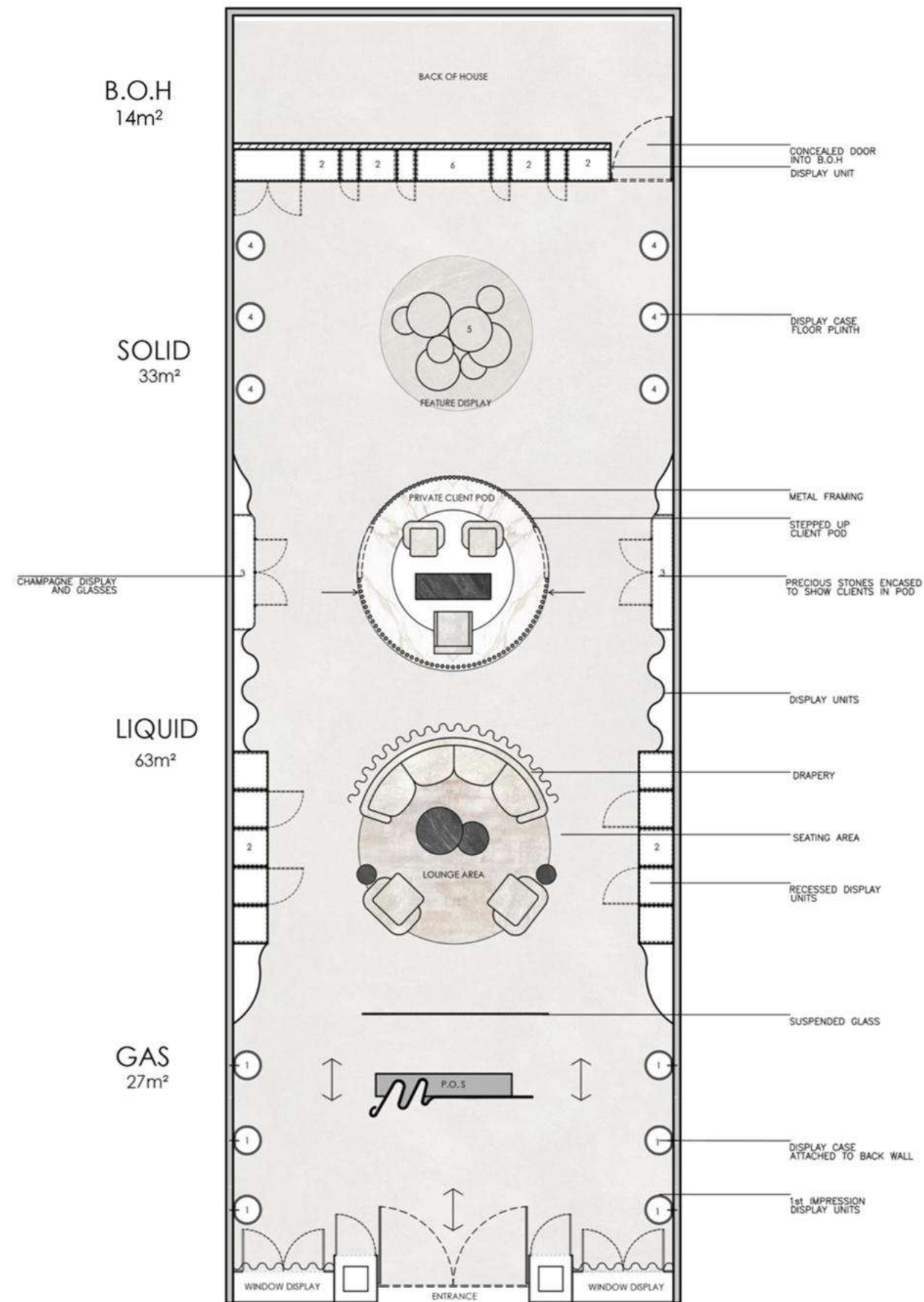
The design must reflect the brand's identity and target market, expressing its narrative through materials, furniture, and finishes, from luxury and high-tech to boho or eclectic, ensuring a cohesive, scalable concept-making use of Max on Tops product range with an emphasis on specification.

CONCEPT

Re-nu focuses on embracing the creation of it's high end pieces. Emphasizing the art of the manufacturing when working with metals and natures creations of precious stones, the interior of the store reflects this concept drawing influence from the three stages of matter; Solid, Liquid and Gas.







FLOOR PLAN | NTS



1ST IMPRESSION AND P.O.S



LEGEND	
1	Max on Top, High Pressure Laminate, Porcellana(Hygienic white), 0244, Erre,Ker, 0.7mm, bonded to 16mm MDF with balancing backer of equivalent thickness to HPL, and PUR bonded edge from National Edging match to "Porcellana" ABS 1.3mm
2	Max on Top, Arpa HPL Thin, General collection, Dahra, 3540, Luna finish, 1.0mm bonded to MDF 16mm with balancing backer of equivalent thickness, PUR bonded edge from National Edging to match "Dahra" ABS, 0.8mm
3	Max on Top, Acero Italiano, 4327, Aleve, 0.8mm, bonded onto 2 x 32mm bonded disks of MDF with balancing backer to match, PUR bonded edge from National Edging to match "Acero Italiano" ABS 1.3mm
4	Max on Top, Arpa HPL Thin, Marmo Canova, 3346, Matt, 1.0mm, bonded to MDF 16mm with balancing backer of equivalent thickness, PUR bonded edge from National Edging to match "Marmo Canova" ABS,0.8mm

ENTRY GAS INSPIRED DISPLAY





CUSTOMER LOUNGE

LEGEND	
1	Max on Top, Fenix X-Kin, Verde Comodoro Idra, ,Gloss, 1mm bonded onto 16mm PLYWOOD substrate with a balancing backer of equivalent thickness
2	Max on Top, Grigio Bromo, 0724, Gloss finish, 1,2 mm, bonded onto 16mm MDF with balancing backer to match, PUR bonded edge from National Edging, Kalapana prem gloss 0,8mm ABS.
3	Max on Top, Grigio Bromo, 0724, Gloss finish, 1,2 mm, bonded onto 16mm moisture resistant MDF with balancing backer to match, PUR bonded edge from National Edging, Kalapana prem gloss 1.3mm ABS.



SECOND LIQUID INSPIRED DISPLAY



FINAL SOLID INSPIRED DISPLAY



04 CAESARSTONE 2025: THE SYMBIOTE

BRIEF


Design a retreat that redefines rest and reconnection through the five senses, sound, sight, touch, taste and smell. Create an empathic, inclusive, sensory-rich environment grounded in wellbeing, material innovation, and narrative depth, while remaining fully functional and accessible to the general public and honoring the existing site of Emmerentia Dam, Johannesburg

CONCEPT


The Symbiote aspires to bridge the gap between humankind and nature in a mutually beneficial way, healing the existing ecosystems of Emmerantia dam with eco-friendly materials and design elements that promote the growth and development of indigenous fauna, protects the wellbeing of local wildlife and their habitats while providing visitors with a retreat used to reconnect with one's self, to explore and engage with nature through sensory design rekindling their childlike wonder and providing a safe space to recenter themselves away from the commonplaces of the day to day.







SUNKEN PATHWAYS



GREEN ACCESSABLE ROOFTOPS



TASTE GARDEN EXPERIENCE




HUMANITY BUILDING ELEVATION



NATURE BUILDING ELEVATION



SITE AXONOMETRIC



COURTYARD PERSPECTIVE


05 ERODE

BRIEF

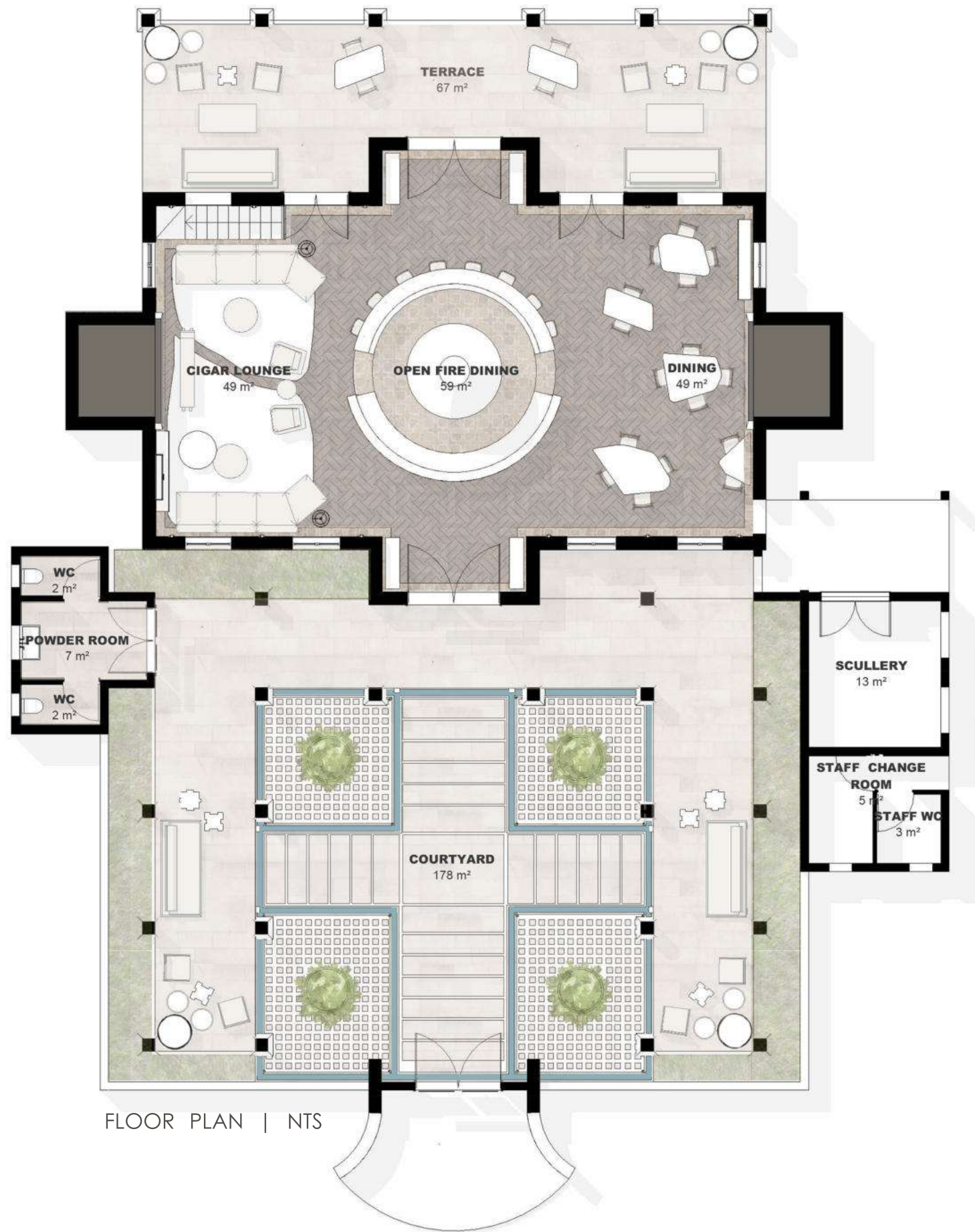
Design a small bespoke restaurant on an existing lodge in Namibia. The client is looking to create a small eclectic, bespoke, high end and memorable space centered around open flame dining for the public and the clients use with close friends or colleagues.

CONCEPT

This exclusive dining experience draws inspiration from the tension between the unchanging and the ever-changing elements of the surrounding landscapes. Demonstrated by the windswept dunes, that appear tall and unwavering, but are in fact constantly shifting, reshaped by the desert winds. Amid this landscape, Erode becomes an unforgettable oasis, each curated piece tells a story blending opposing elements, the rough with the smooth, the traditional with the modern and the consistent with the fluid.







FLOOR PLAN | NTS



OPEN FIRE COOKING NIGHT VIEW



FIRST IMPRESSION AND OPEN FIRE COOKING



DINING TABLE ALTERNATE FORMATION



DINING PERSPECTIVE


06 CAESERSTONE 2024: UHAMBO MAROPENG ☆ Voted Top five from 2nd year class

BRIEF

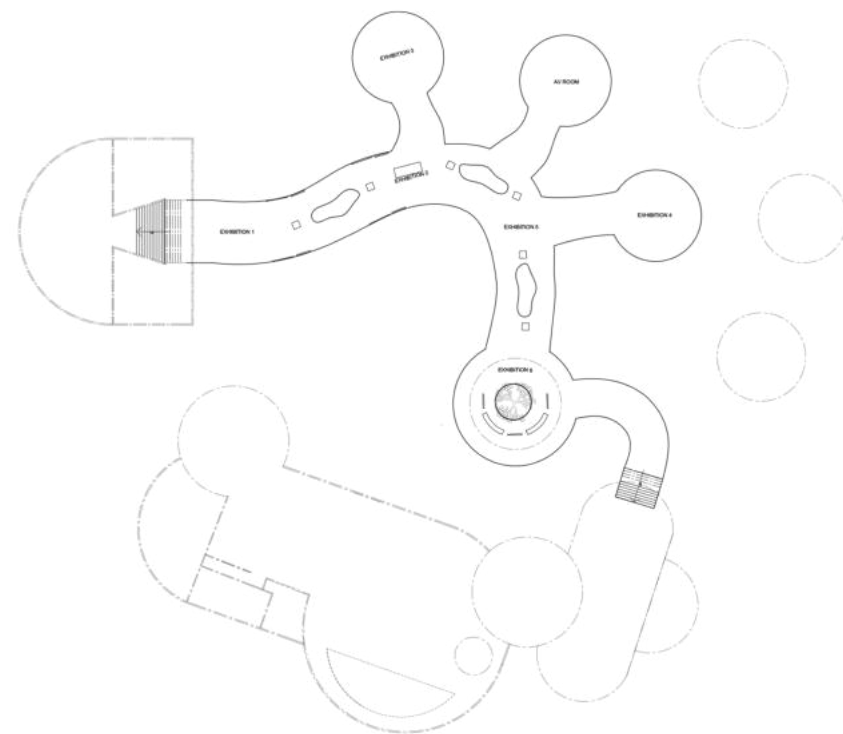
Design a museum of South African languages that celebrates linguistic diversity, preserves endangered tongues, and reflects cultural heritage through interactive exhibits (like workshops, sound displays, VR), while integrating Caesarstone materials and thoughtful spatial storytelling.

CONCEPT

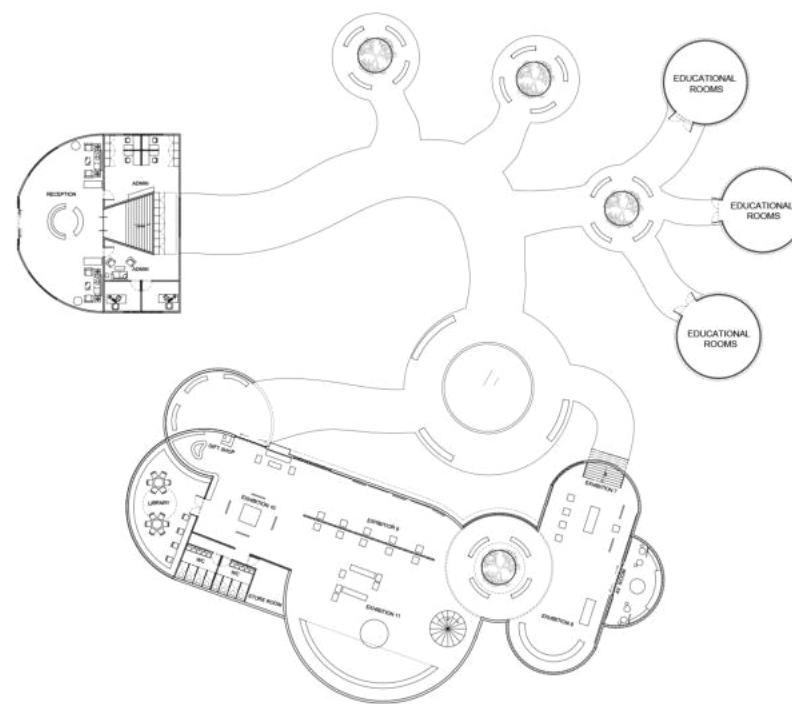
Follow the path of humanities evolution through the years of spoken language. This interactive museum experience begins in an underground cave like system mirroring human-kind's birthplace and nearby location of the cradle of humankind. Journey onwards and upwards through our past discovering the secrets and histories of what makes humans unique, Our spoken language and diverse forms of communications, how they vary through time and culture and where they bring us to in modern society.



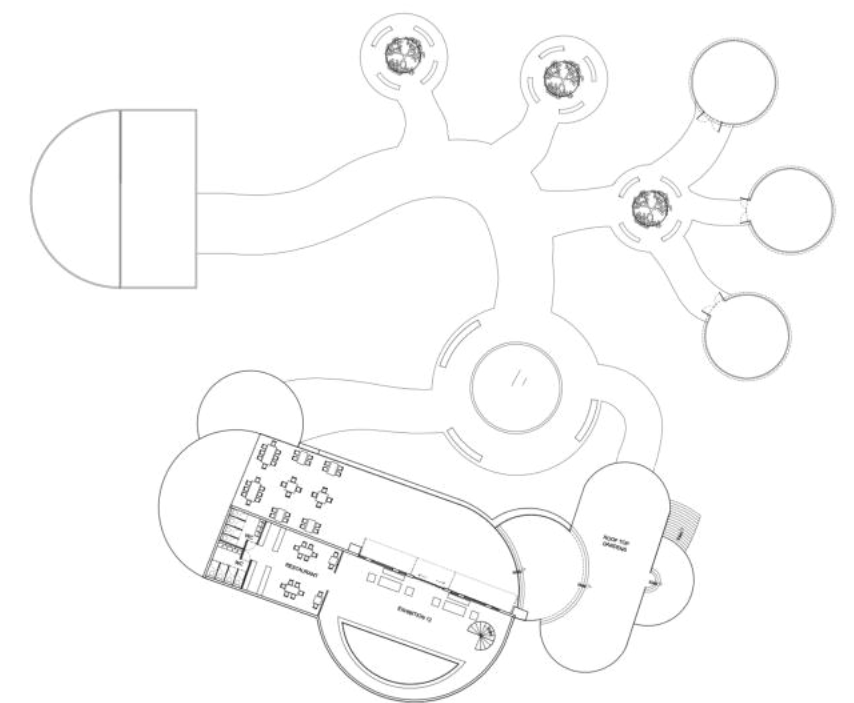




UNDERGROUND FLOOR PLAN | NTS



GROUND FLOOR PLAN | NTS



FIRST FLOOR PLAN | NTS



EXHIBITION 6 A GLIMPSE OF THE FUTURE | BELOW GROUND



EXHIBITION 7 EMERGENCE | GROUND FLOOR



INTERCHANGEABLE EXHIBITION | GROUND FLOOR



EXHIBITION 8 EXPLORATION | GROUND FLOOR

07 ARRCC INTERNSHIP : STUDENT PROJECT 2025

BRIEF


Two conceptual projects done during my 2025 internship with ARRCC's interior decor department. Brief one focuses on a dining room, Kitchen and lounge in a new home in the city of Portugal while brief two looks inwards at my 'dream home' and its formal living space, cocktail lounge and dining room



VILLA DE'FADO

Porto, Portugal

Curated for a modern day businesswomen who has relocated to her hometown looking to reconnect with her heritage Villa de' Fado, named for the music genre 'Fado' know for its nostalgic and emotional tone is born. This home draws inspiration from the city of Porto's traditional architecture and attention to detail while providing the ease and comfort of a modern home. Creating a relaxing and centring space for the client to decompress after a long day of hard work while embracing the local culture and honouring its heritage.



CLIENT A PORTUGAL
COVER PAGE

ARRCC

PROJECT NAME \ WS01_2001_IDC

STUDENT BRIEF
INITIAL DESIGN CONCEPT

2021 09 14
DOC 1 OF 1
REV 0



CLIENT A PORTUGAL
Lounge

ARRCC

PROJECT NAME \ WS01_2001_IDC




CLIENT A
Dining

PORTUGAL

ARRCC

PROJECT NAME \ WS01_2001_IDC



CLIENT A PORTUGAL
Kitchen

ARRCC

PROJECT NAME \ WS01_2001_IDC

HIDEAWAY HOME

Citrusdal, South Africa

Hideaway Home, nestled in the Cedarberg mountain range, is the modern version of homestead living. The rolling farmland does not stop at the walls of this home. It is incorporated into the homes finishes and furnishing drawing inspiration from the rocky mountain range and the open grasslands of the Citrusdal wine farms. Exploring how we can bring nature back into our everyday lives through our interior spaces.



HIDEAWAY HOME CITRUSDAL
COVER PAGE

ARRCC


PROJECT NAME \ WS01_2001_JDC



HIDEAWAY HOME SOUTH AFRICA
FORMAL LOUNGE

ARRCC

PROJECT NAME \ WS01_2001_JDC



HIDEAWAY HOME SOUTH AFRICA
DINNING ROOM

ARRCC

PROJECT NAME \ WS01_2001_JDC



ARRCC


08 THE SOLOIST

BRIEF

Design a market-ready indoor or outdoor occasional table, that is creative, practical, and distinctive. Develop the design through ergonomic exploration, sketches, and refined Revit modelling.

CONCEPT

This indoor coffee table focuses on being itself. Reflecting that true beauty comes from ones uniqueness and not how well they meet societal expectations of looks, personality and opinions by celebrating its stand out nesting units and its expressive textures.





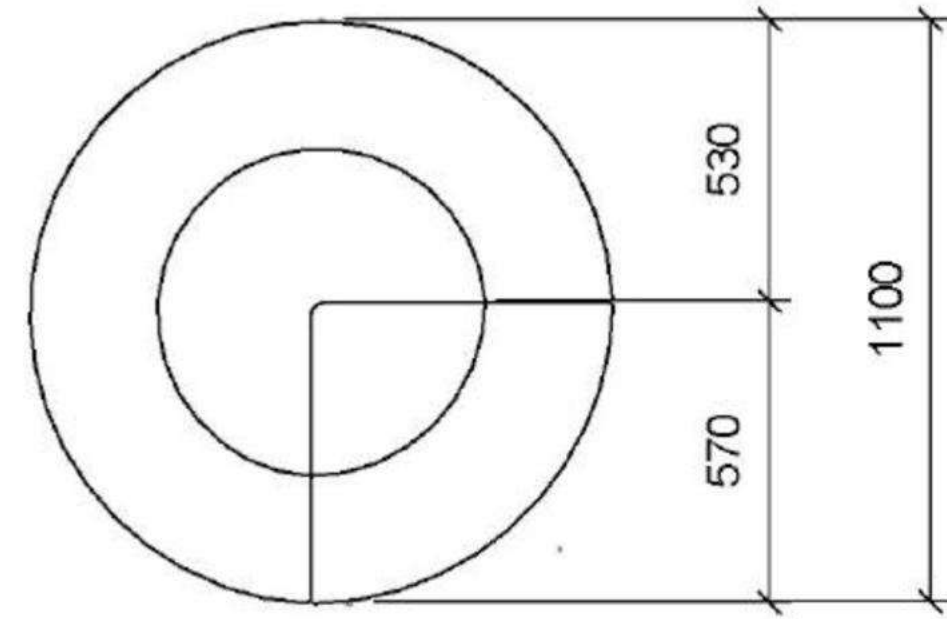
Sanded fine walnut timber 20mm with bullnose edge



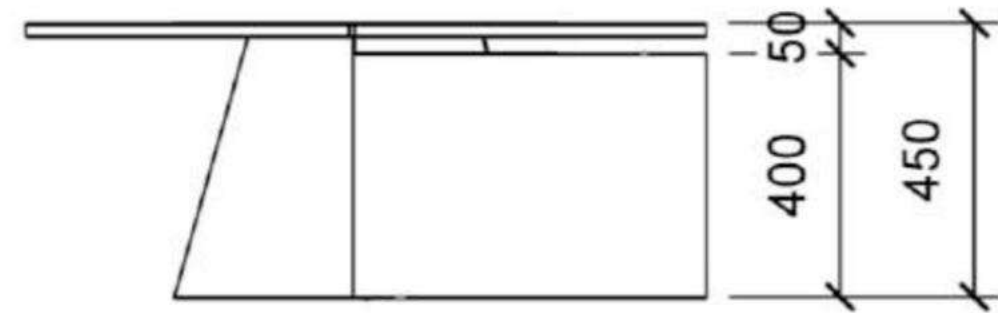

polished brass 10mm



Hand carved walnut timber 100mm moveable unit



PLAN | NTS



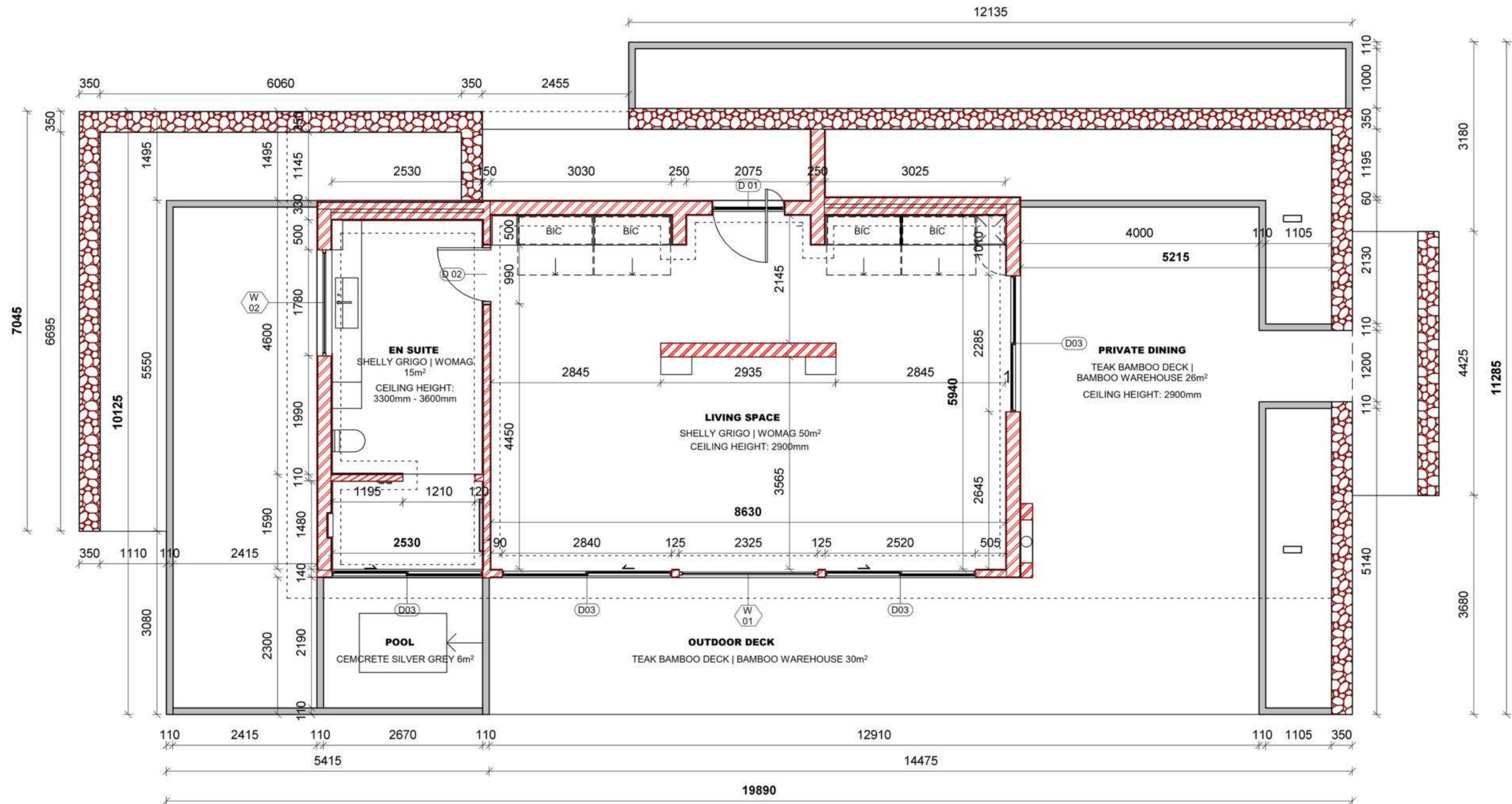
ELEVATION | NTS

09 TECHNICAL DRAWINGS

ODE TO AMARA - PORT 289 - APARTMENT LOISEAU



1 LUXURY SUITE FLOORPLAN
1:75



1 LUXURY SUITE CONSTRUCTION PLAN
1 : 75

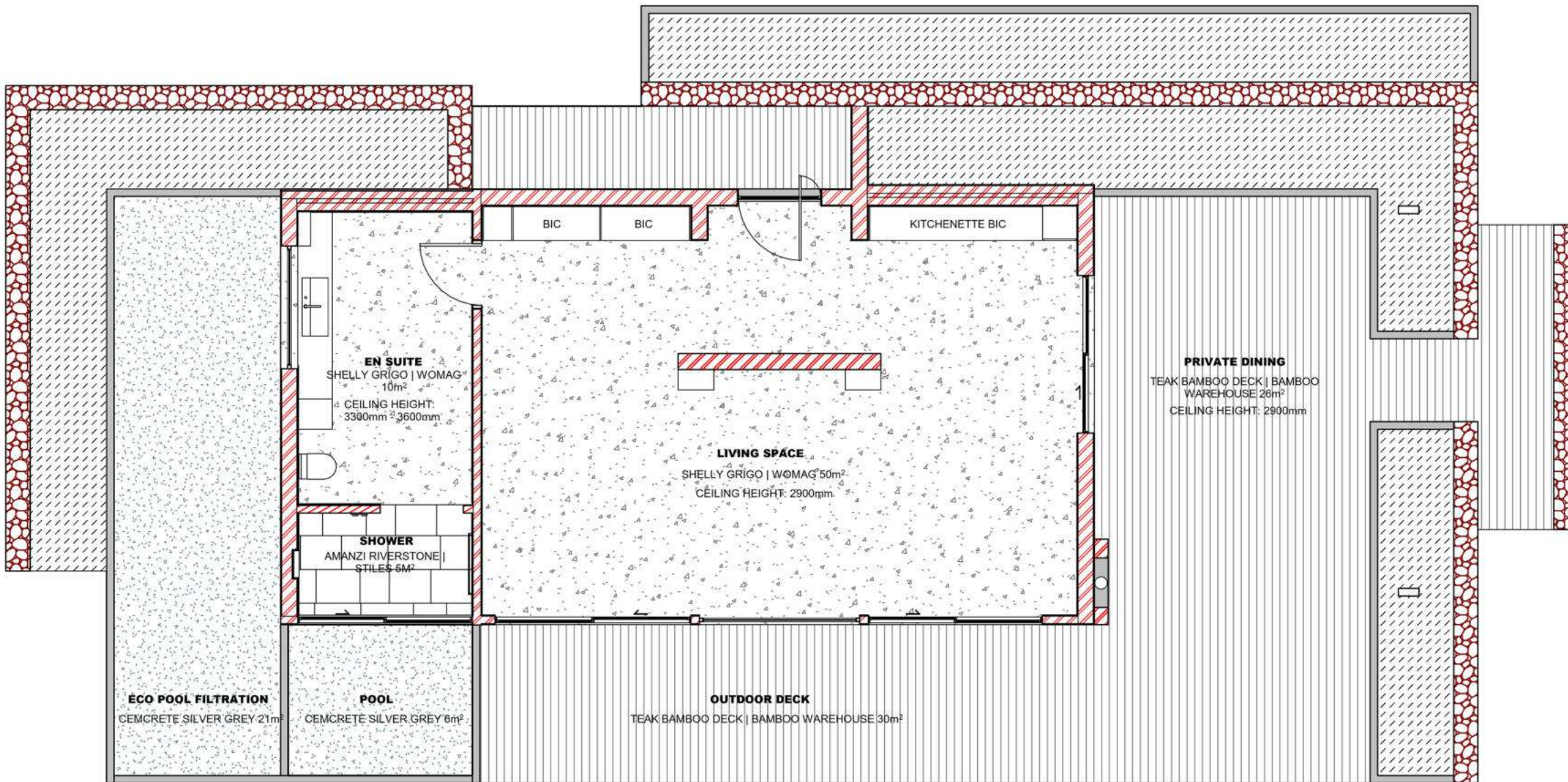
GENERAL NOTES | CONSTRUCTION

- All work to comply with SANS 10400 and Local Authority by-laws.
- Contractor to verify all levels, dimensions, and conditions on site before commencing work.
- All chimneys and fireplaces to comply with SANS 10400.
- All internal bathrooms to be mechanically ventilated (20 l/sec/fitment, 160 lux).
- Drainage schematic only — refer to plumbing consultant for full design.
- Drywalls to be installed by specialist contractor.
- Glazing to comply with SANS 10400 Part N.
- Refer to engineer's drawings for all structural elements.
- All drawings not to be scaled — figured dimensions only.
- Contractors shall be responsible for ensuring the structural stability of all components of their work and ascertain that the main structure is capable of supporting all loads applied thereto. The contractor is responsible for correct setting out on the specified works.
- Quality of all materials and workmanship to comply with the relevant SABS and BSS specifications.

No.	Description	Date
1	CONSTRUCTION DRAWINGS	18/11/25

N

PROJECT		CLIENT		
ODE TO AMARA		JOE SOAP		
SHEET	L0_Construction Plan	Date	Project number	Scale (@ A3)
		18/11/25	1	1 : 75
		Drawn by	Drawing Number	
		K.C		
		Checked by	I_1002	REV
		G.M		
				1



FLOOR FINISHES LEGEND	
FLOOR FINISH	
	MATERIAL Bamboo interlocking deck Bamboo Warehouse 5 800mm x 160mm Teak 60m²
	MATERIAL Poolcrete Cemcrete Silver Grey 27m²
	MATERIAL Shelly Grigo Womag Polished 60m²
	MATERIAL Amanzi Riverstone White Slip Resistant Rectified Stiles Matt 5m²
	MATERIAL Planter Organic soil to spec 45m²
FLOOR FINISHES NOTES	
All finishes to comply with SANS 10400.	
Dimensions shown for reference only. Contractor to verify on site.	
All finishes to align with FFL + level benchmarks as indicated on drawings.	
Where two materials meet, provide transition strip or threshold detail.	
Maintain falls in wet areas: Min. 1:60 to drain (SANS guidance)	
Waterproofing required to wet areas up walls 150mm min behind finishes.	
All external floor finishes & wet area floor finishes to have anti-slip finish.	
All materials to be approved by Client prior to procurement.	

1 LUXURY SUITE FLOOR FINISHES PLAN
1 : 75

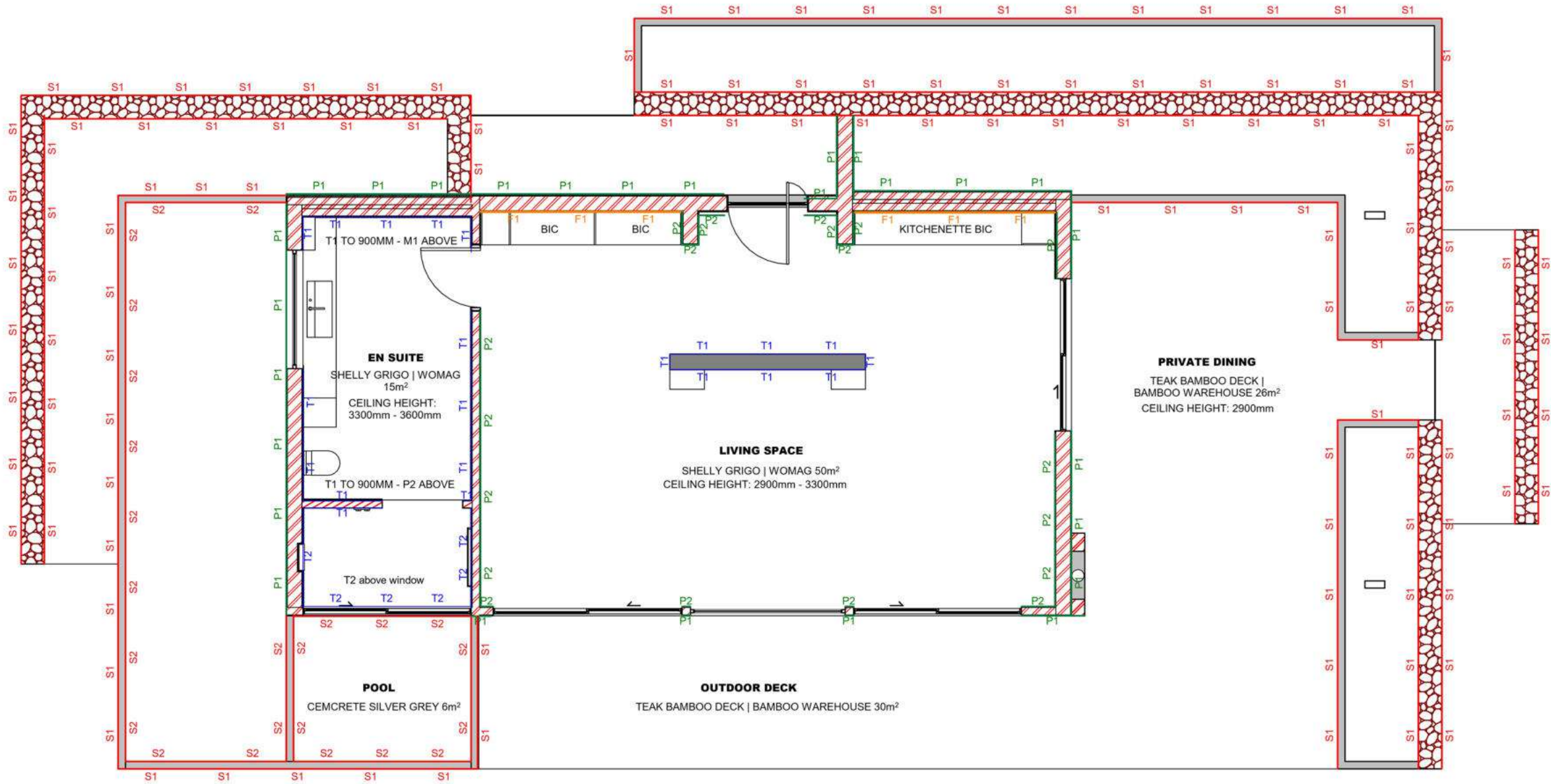
GENERAL NOTES | CONSTRUCTION

- All work to comply with SANS 10400 and Local Authority by-laws.
- Contractor to verify all levels, dimensions, and conditions on site before commencing work.
- All chimneys and fireplaces to comply with SANS 10400.
- All internal bathrooms to be mechanically ventilated (20 l/sec/fitment, 160 lux).
- Drainage schematic only — refer to plumbing consultant for full design.
- Drywalls to be installed by specialist contractor.
- Glazing to comply with SANS 10400 Part N.
- Refer to engineer's drawings for all structural elements.
- All drawings not to be scaled — figured dimensions only.
- Contractors shall be responsible for ensuring the structural stability of all components of their work and ascertain that the main structure is capable of supporting all loads applied thereto. The contractor is responsible for correct setting out on the specified works.
- Quality of all materials and workmanship to comply with the relevant SABS and BSS specifications

No.	Description	Date
1	CONSTRUCTION DRAWINGS	18/11/25

N

PROJECT	ODE TO AMARA	CLIENT			JOE SOAP	
		Date	Project number	Scale (@ A3)		
SHEET	L0_Floor Finishes	18/11/25	1	As indicated		
		Drawn by	Drawing Number		REV	
		K.C	I_1004		1	
		Checked by				
		G.M				



1 LUXURY SUITE WALL FINISHES PLAN
1 : 75

WALL FINISHES LEGEND		
STONE		
S1	NATURAL STONE:	Natural white sandstone Over grouted Surplier TBC
S2	POOL TILE:	Silver Grey Cemcrete Matt
TILES		
T1	TILE:	Rectangular LRZD5K VLVK Matt 194mm x 63mm vertical stack bond
T2	TILE:	Argile subway tile in Khaki Pudlo Gloss 200mm x 600mm vertical stack bond
PLASTER		
P1	PAINT:	Sprayed shale Peinture Earthcote Textured
P2	PAINT:	Dorado paste Oyster white Earthcote Texture
METAL & MIRROR		
M1	MIRROR:	Clear Mirror All Glass
FABRIC		
F1	FABRIC & WALLPAPER:	Undress Cara Saven
GENERAL NOTES		
All wall finishes to comply with SANS 10400 and manufacturer's installation guidelines.		
Wall finish types, heights, and extents to be confirmed on relevant Wall Finishes Layouts, Elevations, and Detail Drawings.		
All substrates must be smooth, clean, dry, and free of loose material prior to finish application.		
Ensure compatibility between adhesives, primers, waterproofing systems, and finish materials.		
Provide movement joints aligned with structural joints and tile grid lines where applicable.		
All bathroom and wet area walls to receive waterproofing to a minimum height of 1500mm around showers and 300mm above all basins (unless otherwise noted).		
Corners to be reinforced with corner beads or approved reinforcement tape.		
All finishes to extend behind sanitary fixtures unless otherwise specified.		
All materials to be approved by Client. Plaster and paint samples to be tested on site prior to final approval by client.		

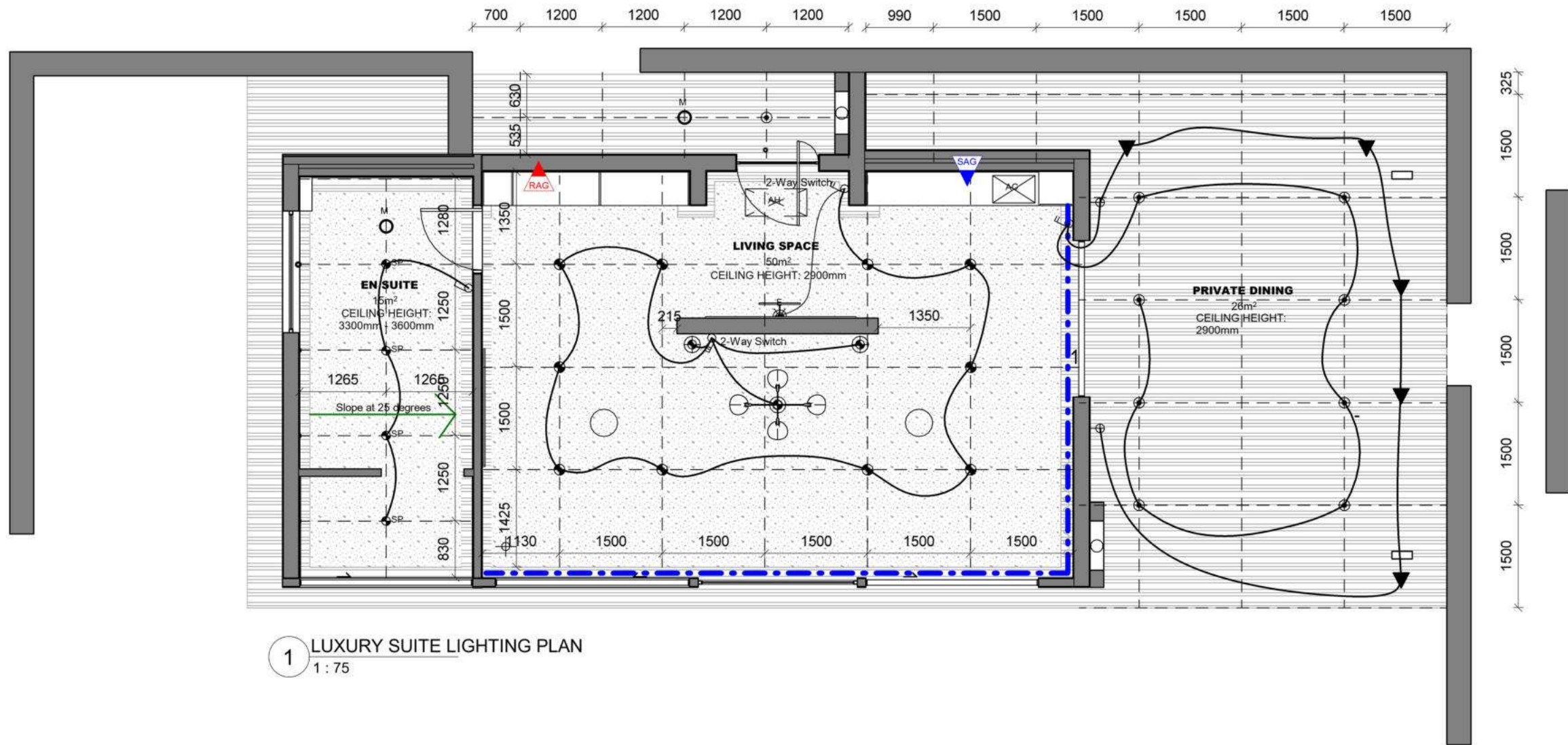
GENERAL NOTES | CONSTRUCTION

- All work to comply with SANS 10400 and Local Authority by-laws.
- Contractor to verify all levels, dimensions, and conditions on site before commencing work.
- All chimneys and fireplaces to comply with SANS 10400.
- All internal bathrooms to be mechanically ventilated (20 l/sec/fitment, 160 lux).
- Drainage schematic only — refer to plumbing consultant for full design.
- Drywalls to be installed by specialist contractor.
- Glazing to comply with SANS 10400 Part N.
- Refer to engineer's drawings for all structural elements.
- All drawings not to be scaled — figured dimensions only.
- Contractors shall be responsible for ensuring the structural stability of all components of their work and ascertain that the main structure is capable of supporting all loads applied thereto. The contractor is responsible for correct setting out on the specified works.
- Quality of all materials and workmanship to comply with the relevant SABS and BSS specifications

No.	Description	Date
1	CONSTRUCTION DRAWINGS	18/11/25

N

PROJECT	ODE TO AMARA	CLIENT			JOE SOAP	
		Date	Project number	Scale (@ A3)		
SHEET	L0_Wall finishes	18/11/25	1	As indicated		
		Drawn by	Drawing Number		REV	
		K.C	I_1003		1	
		Checked by				
		G.M				



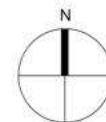
1 LUXURY SUITE LIGHTING PLAN
1 : 75

CEILING & LIGHTING LEGEND	
CEILING FINISHES	
	Plasterboard : Skimmed And Painted Plasterboard Ceiling
	Corrigated roofing : Corrigated Aluminium Roofing above
CEILING RECESSES / EDGE CONDITIONS	
	300mm x 150mm Double Window Treatment Recess
	Gradient change in ceiling height
LIGHTING	
	LED pendant light Underside of fitting to be 2900mm AFFL unless otherwise specified
	LED recessed downlighter
	Steam proof LED recessed downlighter
	Up/down wall lights
	Pool Light
	LED exterior downlighter in pergola
	Floor garden light
	High level art wall light
	Double lever switch 1200mm AFFL unless otherwise specified
	Single lever switch 1200mm AFFL unless otherwise specified
CEILING CO-ORDINATION	
	Speaker recessed into ceiling
	Motion Sensor
	Ceiling access panel: minimum 300 x 300; size tbc by specialist
	HVAC air grills. SAG - supply air grill. RAG - return air grill. TBC by engineer
	AC Unit. TBC by engineer
	Fresh air supply. TBC by engineer
	Extractor Fan. TBC by engineer
CEILING NOTES	
Drawings to be read in conjunction with AC / MECH. vent. electrical drawings & internal sliding door drawings. All grilles in ceilings to be powder-coated to specialist spec. to approved specification and sample. All lighting related ceiling details to be coordinated with lighting specialist. All HVAC related ceiling details to be coordinated with lighting specialist.	
All light fitting positions and correct hole sizes to be marked up by the electrician with chalk and to be approved by the architect prior to holes being cut.	

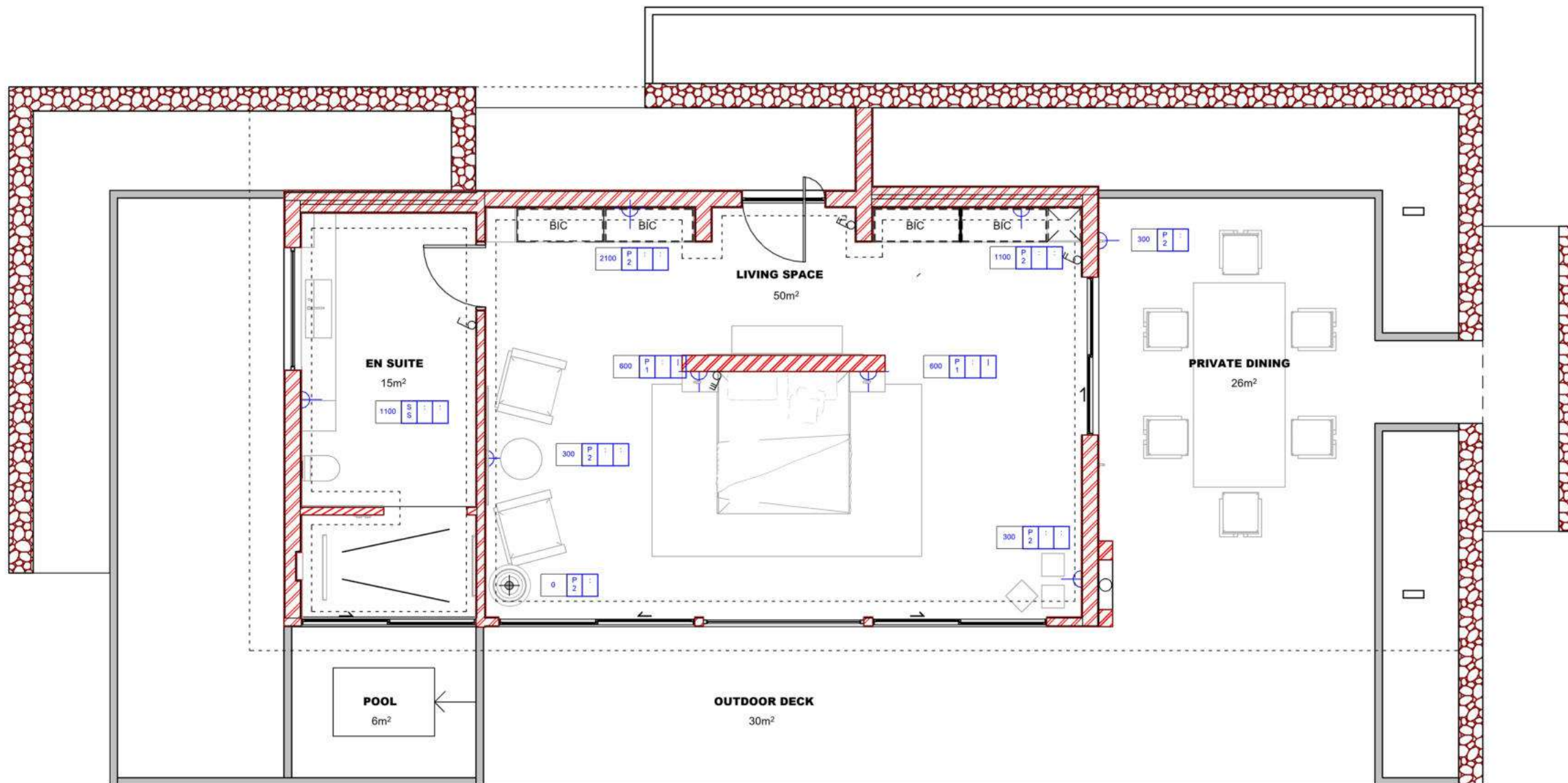
GENERAL NOTES | CONSTRUCTION

- All work to comply with SANS 10400 and Local Authority by-laws.
- Contractor to verify all levels, dimensions, and conditions on site before commencing work.
- All chimneys and fireplaces to comply with SANS 10400.
- All internal bathrooms to be mechanically ventilated (20 l/sec/fitment, 160 lux).
- Drainage schematic only — refer to plumbing consultant for full design.
- Drywalls to be installed by specialist contractor.
- Glazing to comply with SANS 10400 Part N.
- Refer to engineer's drawings for all structural elements.
- All drawings not to be scaled — figured dimensions only.
- Contractors shall be responsible for ensuring the structural stability of all components of their work and ascertain that the main structure is capable of supporting all loads applied thereto. The contractor is responsible for correct setting out on the specified works.
- Quality of all materials and workmanship to comply with the relevant SABS and BSS specifications

No.	Description	Date
1	CONSTRUCTION DRAWINGS	18/11/25



PROJECT		CLIENT		
ODE TO AMARA		JOE SOAP		
SHEET	Ceiling and Lighting Plan	Date	Project number	Scale (@ A3)
		18/11/25	1	As indicated
		Drawn by	Drawing Number	REV
		K.C	I_1005	1
		Checked by	G.M	



ELECTRICAL & LIGHTING LEGEND	
CAD SYMBOLS - GENERAL	
	ELECTRICAL POINT INDICATOR (WALL)
	ELECTRICAL POINT INDICATOR (FLOOR AND SOFFIT)
CAD SYMBOLS - POWER	
	SINGLE 3-WAY PLUG POINT
	DOUBLE 3-WAY PLUG POINT
	SINGLE 2-WAY PLUG POINT
	USB POINT
	SHAVING POINT

1 LUXURY SUITE ELECTRICAL PLAN
1 : 75

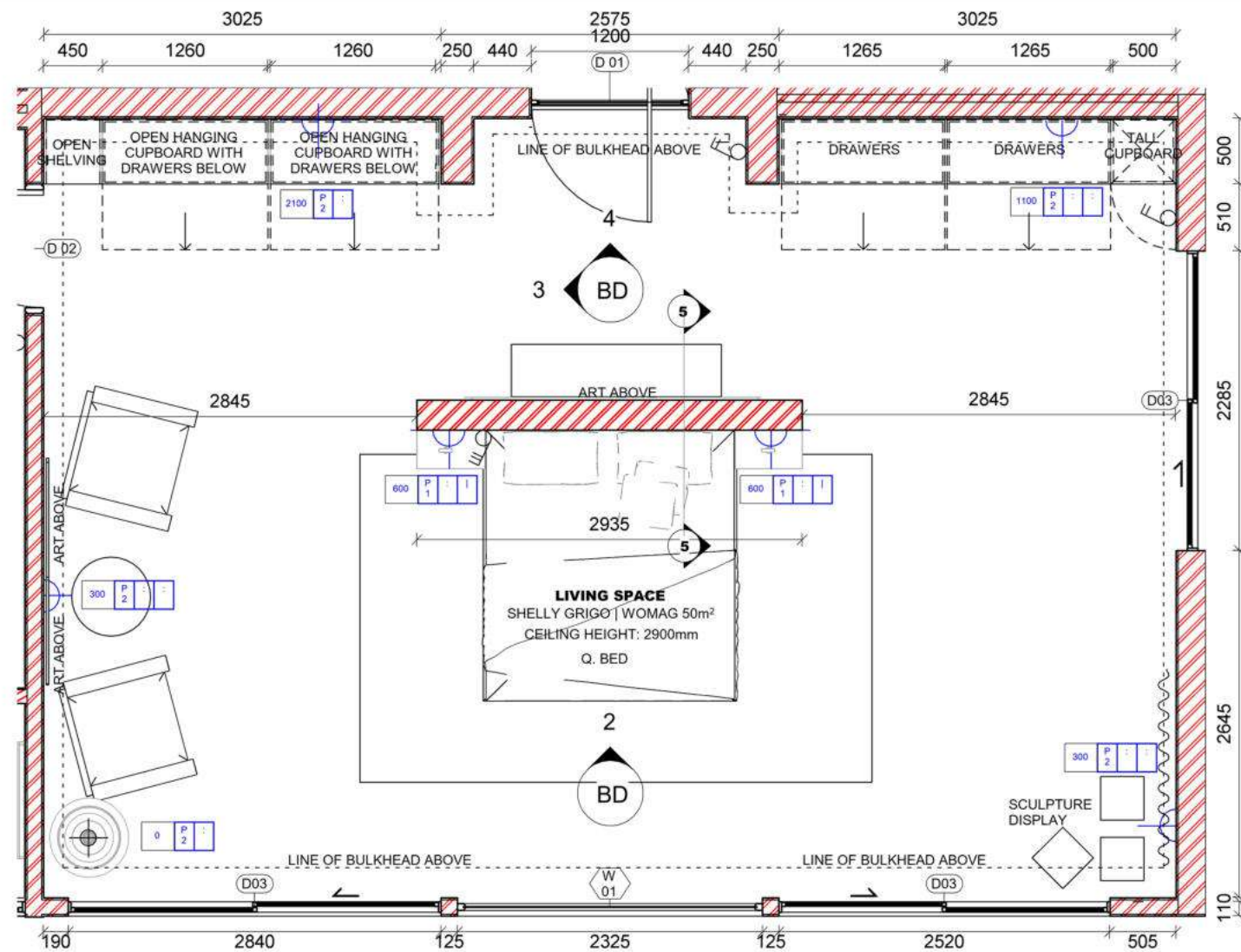
GENERAL NOTES | CONSTRUCTION

- All work to comply with SANS 10400 and Local Authority by-laws.
- Contractor to verify all levels, dimensions, and conditions on site before commencing work.
- All chimneys and fireplaces to comply with SANS 10400.
- All internal bathrooms to be mechanically ventilated (20 l/sec/fitment, 160 lux).
- Drainage schematic only — refer to plumbing consultant for full design.
- Drywalls to be installed by specialist contractor.
- Glazing to comply with SANS 10400 Part N.
- Refer to engineer's drawings for all structural elements.
- All drawings not to be scaled — figured dimensions only.
- Contractors shall be responsible for ensuring the structural stability of all components of their work and ascertain that the main structure is capable of supporting all loads applied thereto. The contractor is responsible for correct setting out on the specified works.
- Quality of all materials and workmanship to comply with the relevant SABS and BSS specifications

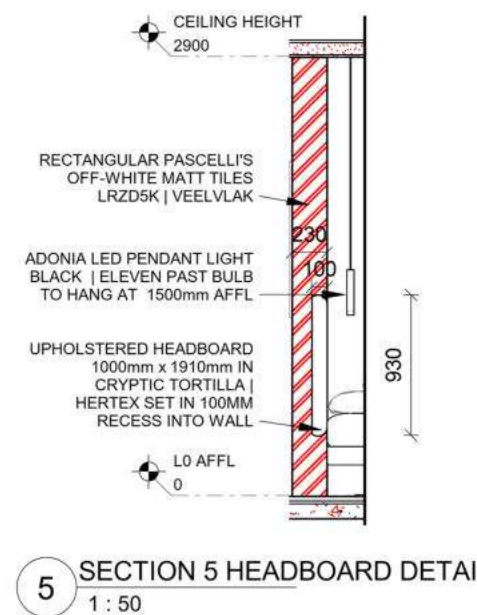
No.	Description	Date
1	CONSTRUCTION DRAWINGS	18/11/25

N

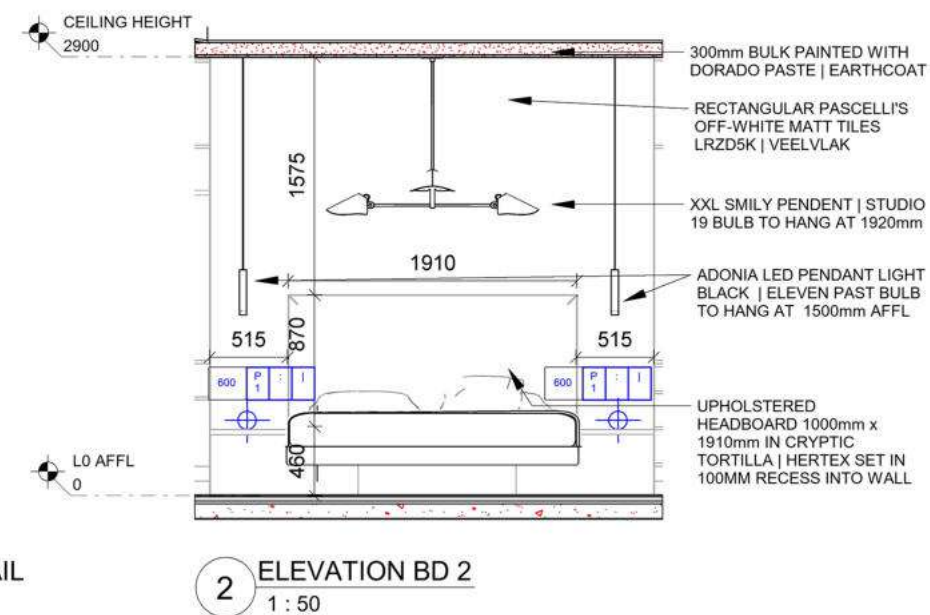
PROJECT	ODE TO AMARA	CLIENT			JOE SOAP	
		Date	Project number	Scale (@ A3)		
SHEET	Electrical Layout	18/11/25	1	As indicated		
		Drawn by	Drawing Number		REV	
		K.C	I_1006		1	
Checked by						
		G.M				



1 LIVING SPACE FLOORPLAN
1 : 50

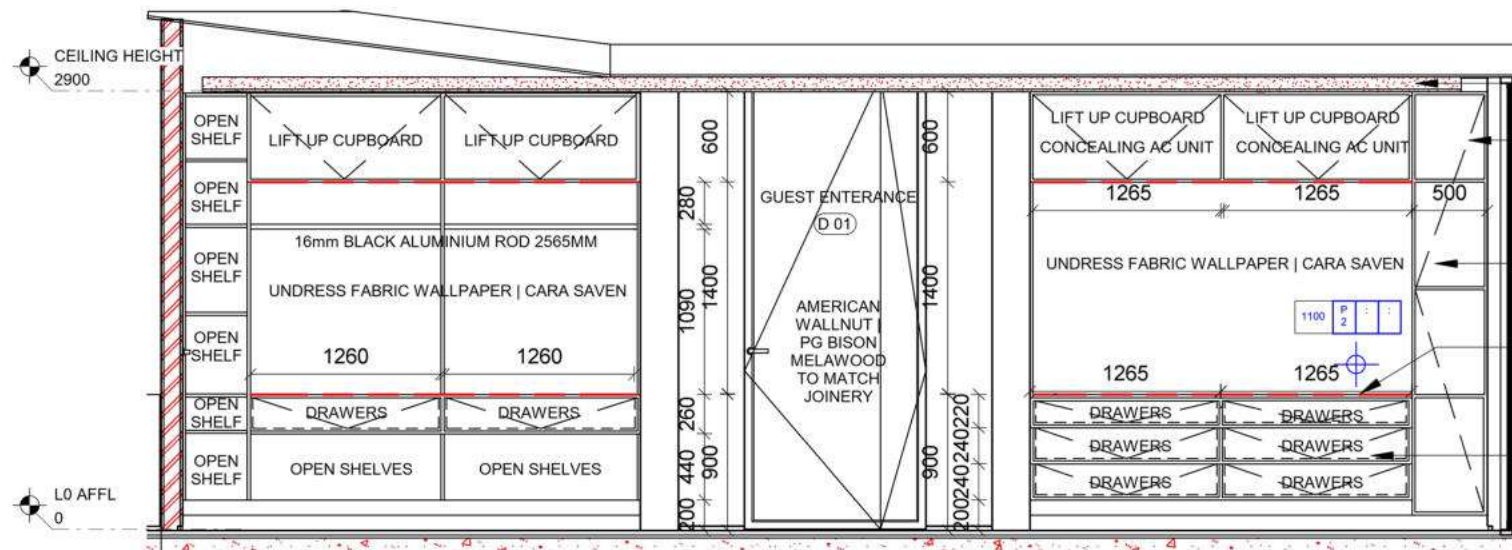


5 SECTION 5 HEADBOARD DETAIL
1 : 50

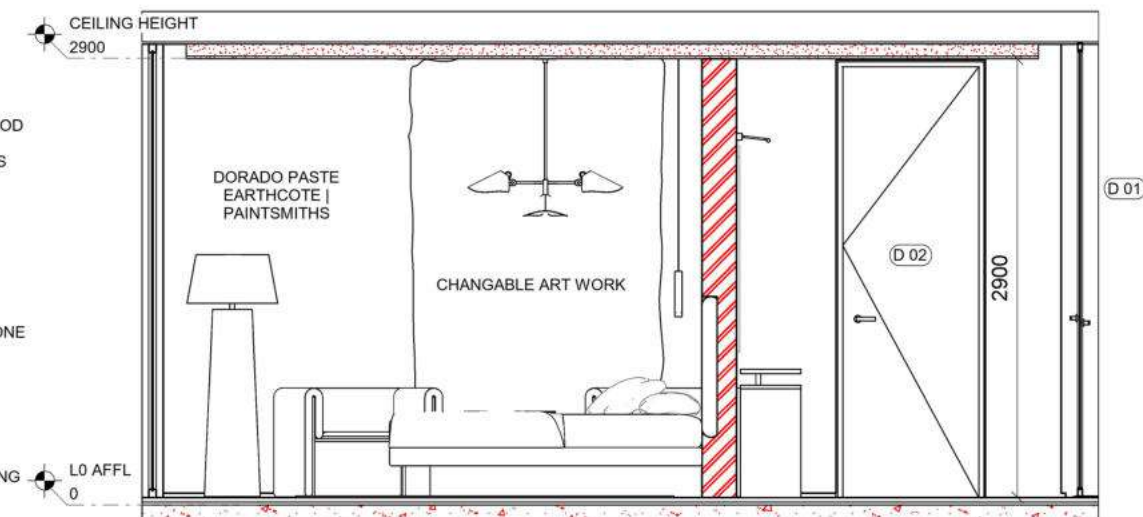


2 ELEVATION BD 2
1 : 50

ELECTRICAL & LIGHTING LEGEND	
CAD	SYMBOLS - GENERAL
	ELECTRICAL POINT INDICATOR (WALL)
CAD	SYMBOLS - POWER
	SINGLE 3-WAY PLUG POINT
	DOUBLE 3-WAY PLUG POINT
	SINGLE 2-WAY PLUG POINT
	USB POINT
	CONCEALED LED WHITE 400K



4 ELEVATION BD 4
1 : 50

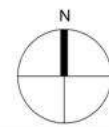


3 ELEVATION BD 3
1 : 50

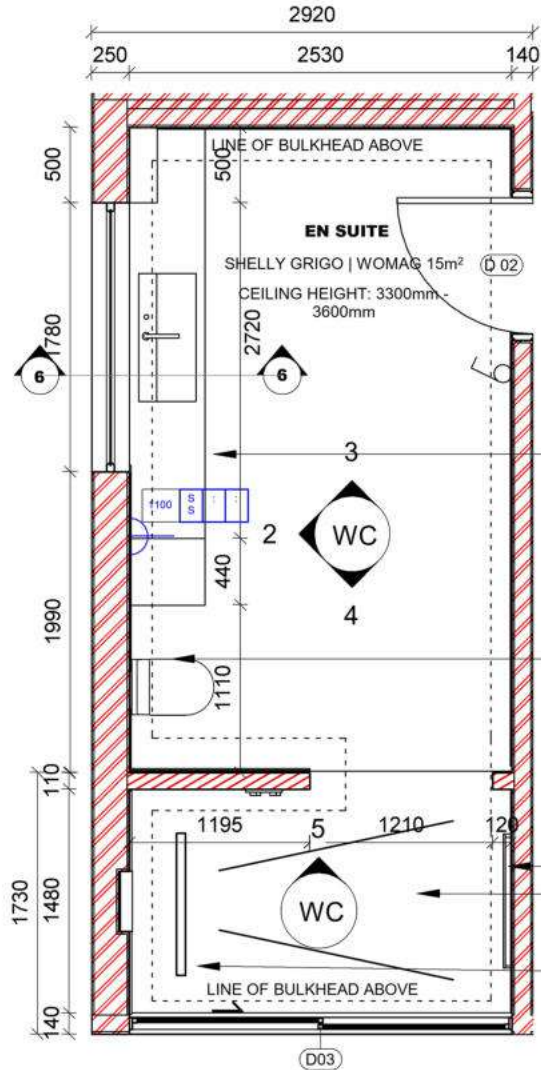
GENERAL NOTES | CONSTRUCTION

- All work to comply with SANS 10400 and Local Authority by-laws.
- Contractor to verify all levels, dimensions, and conditions on site before commencing work.
- All chimneys and fireplaces to comply with SANS 10400.
- All internal bathrooms to be mechanically ventilated (20 l/sec/fitment, 160 lux).
- Drainage schematic only — refer to plumbing consultant for full design.
- Drywalls to be installed by specialist contractor.
- Glazing to comply with SANS 10400 Part N.
- Refer to engineer's drawings for all structural elements.
- All drawings not to be scaled — figured dimensions only.
- Contractors shall be responsible for ensuring the structural stability of all components of their work and ascertain that the main structure is capable of supporting all loads applied thereto. The contractor is responsible for correct setting out on the specified works.
- Quality of all materials and workmanship to comply with the relevant SABS and BSS specifications

No.	Description	Date
1	CONSTRUCTION DRAWINGS	18/11/25



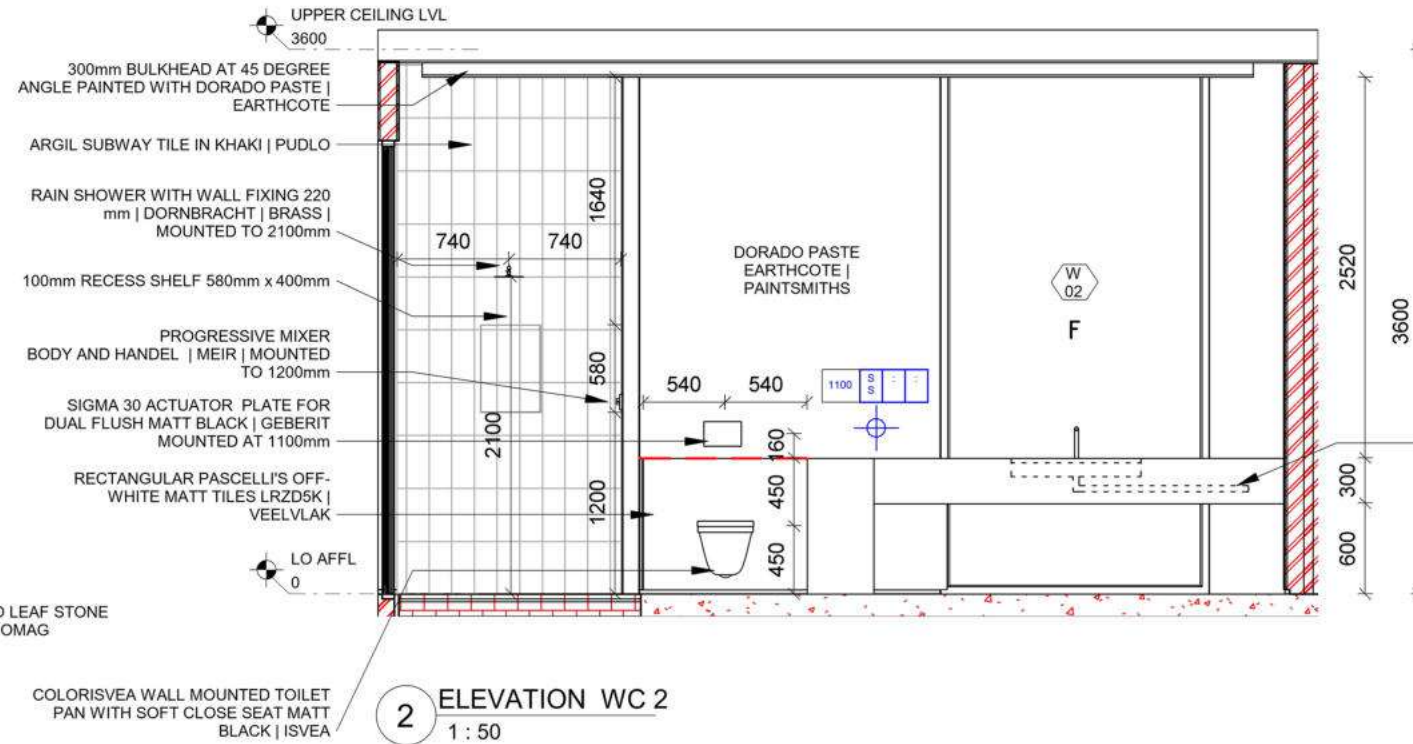
PROJECT		CLIENT		
ODE TO AMARA		JOE SOAP		
SHEET		Date	Project number	Scale (@ A3)
L0_Bedroom Technicals		18/11/25	1	As indicated
		Drawn by	Drawing Number	REV
		K.C	BD	1
		Checked by		
		G.M		



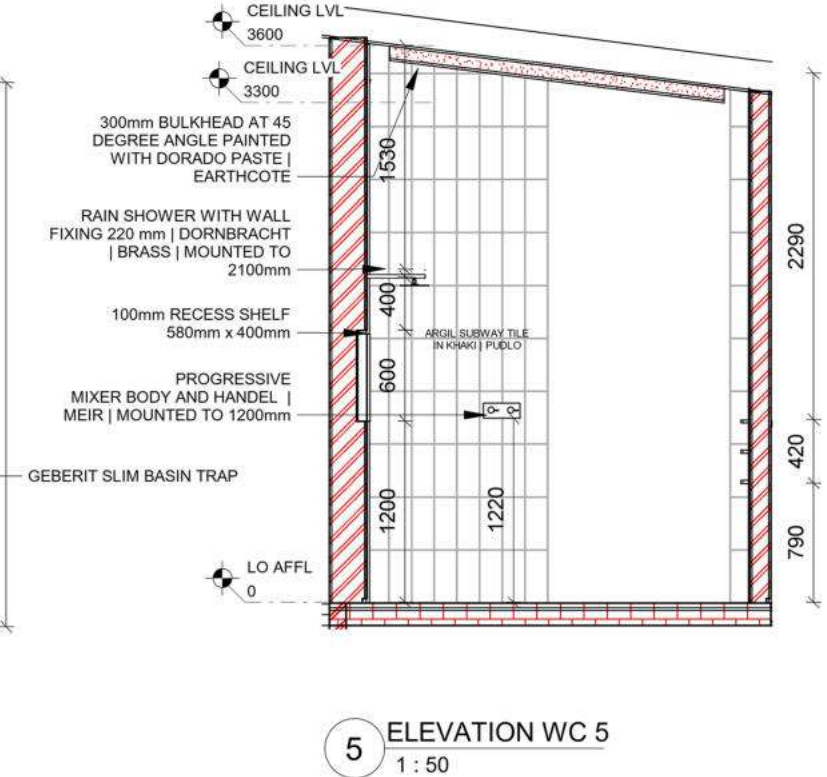
1 EN SUITE PLAN
1 : 50

ELECTRICAL & LIGHTING LEGEND

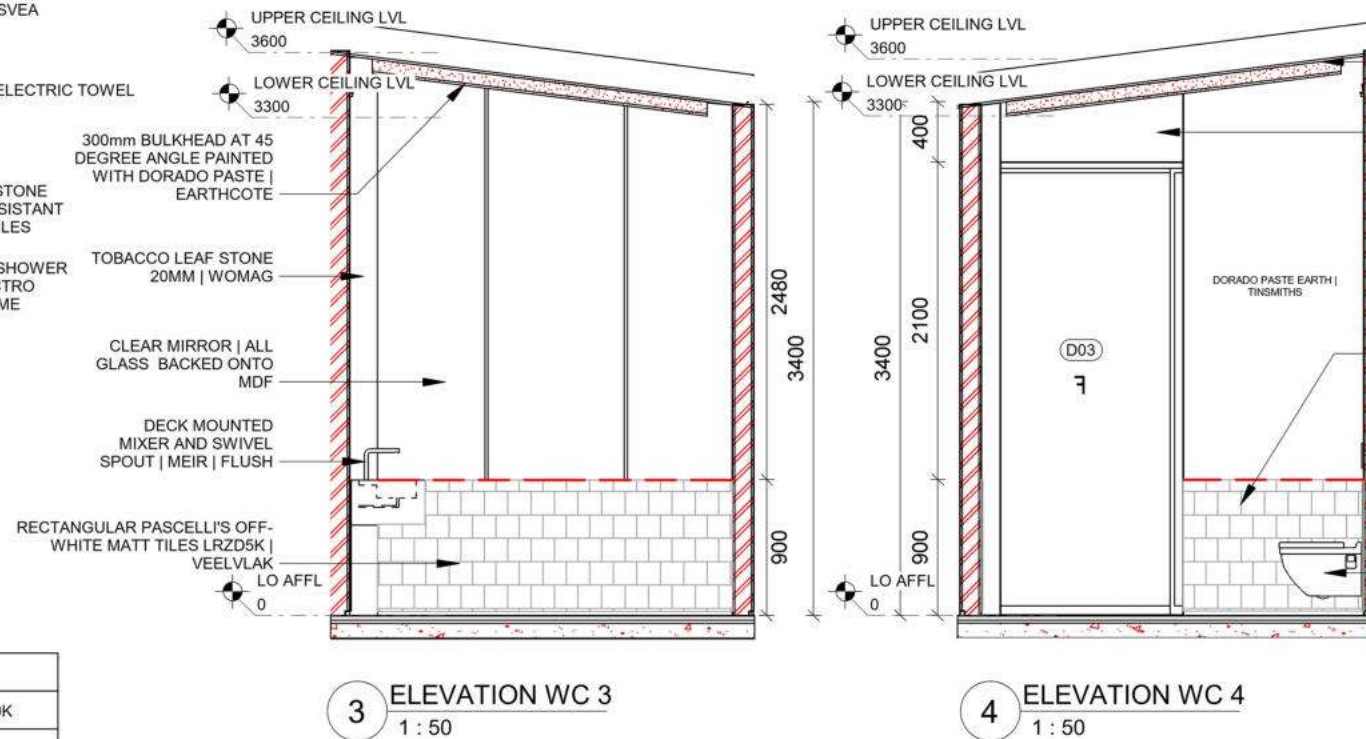
CAD	SYMBOLS - GENERAL	
	ELECTRICAL POINT INDICATOR (WALL)	
CAD	SYMBOLS - POWER	
P1	SINGLE 3-WAY PLUG POINT	USB POINT
P2	DOUBLE 3-WAY PLUG POINT	CONCEALED LED WHITE 400K
	SINGLE 2-WAY PLUG POINT	



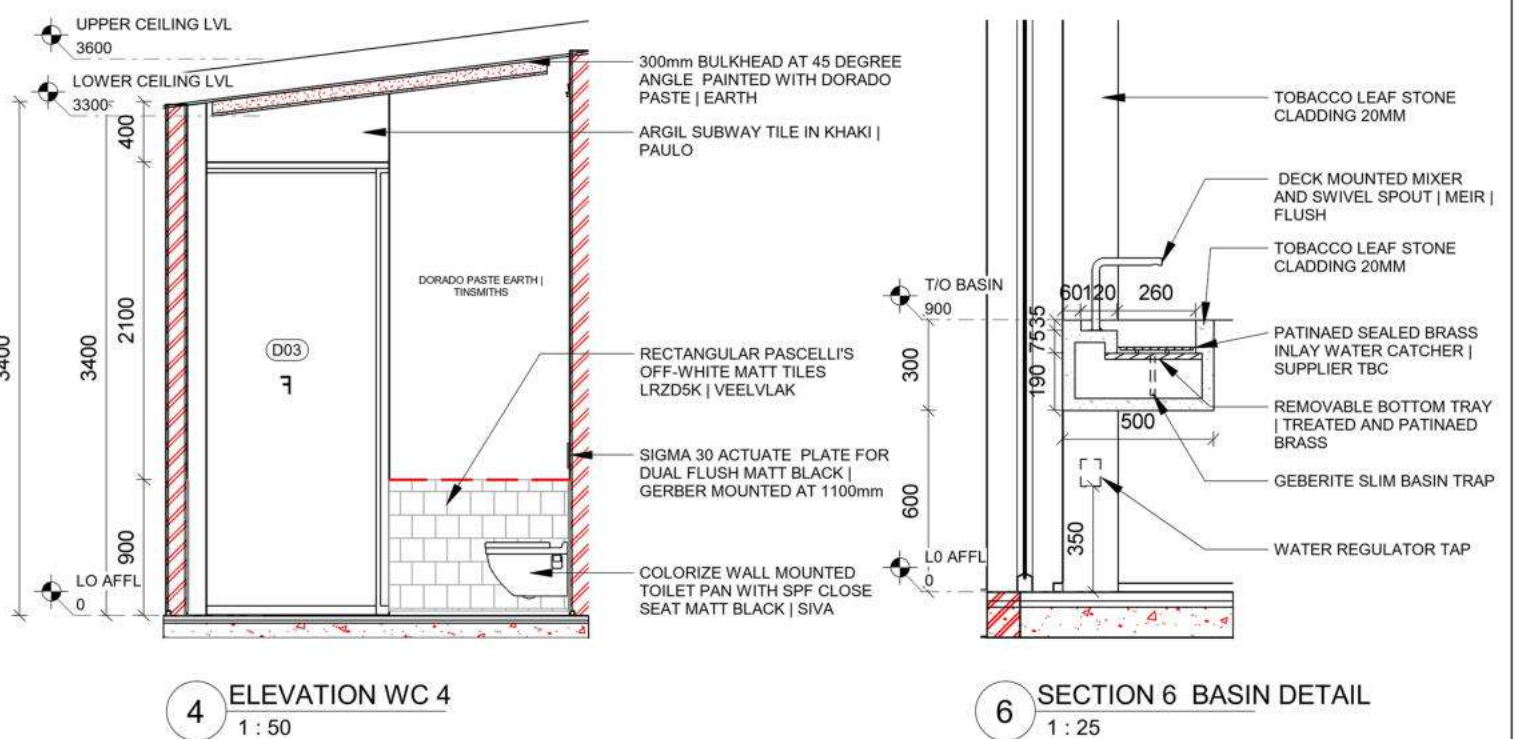
2 ELEVATION WC 2
1 : 50



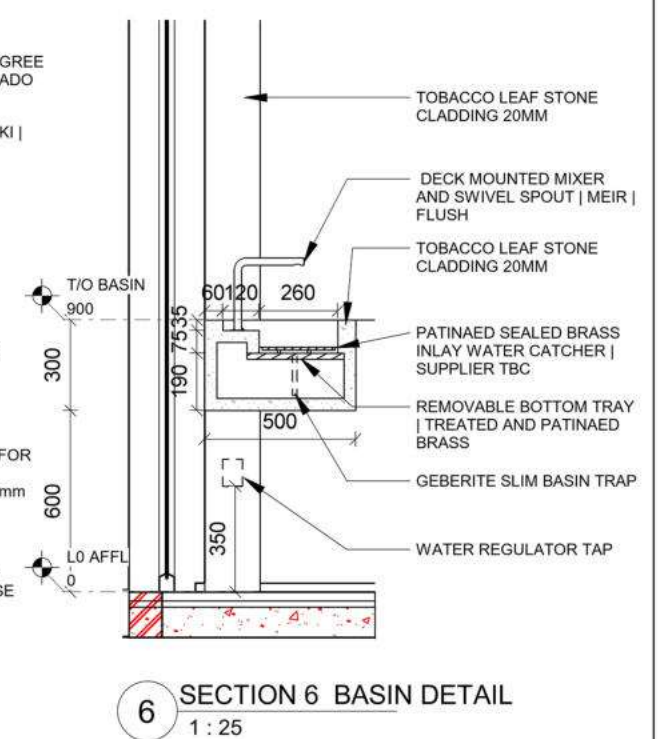
5 ELEVATION WC 5
1 : 50



3 ELEVATION WC 3
1 : 50



4 ELEVATION WC 4
1 : 50

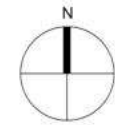


6 SECTION 6 BASIN DETAIL
1 : 25

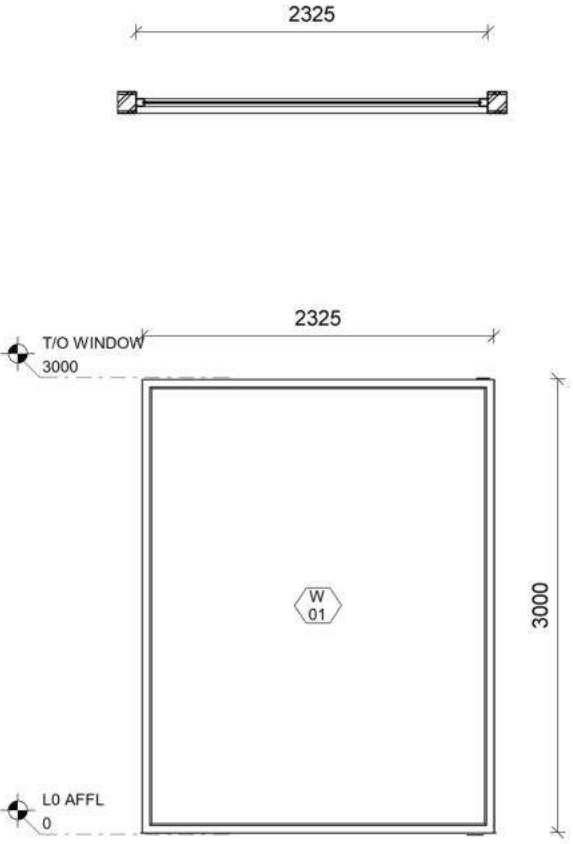
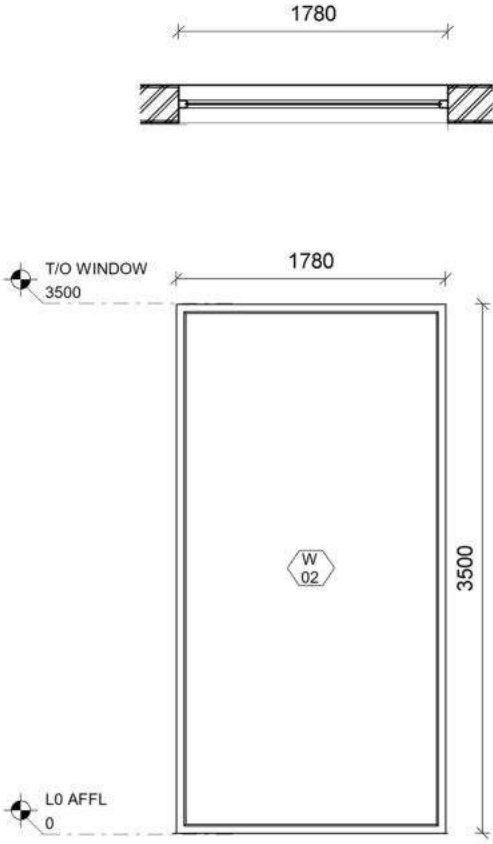
GENERAL NOTES | CONSTRUCTION

- All work to comply with SANS 10400 and Local Authority by-laws.
- Contractor to verify all levels, dimensions, and conditions on site before commencing work.
- All chimneys and fireplaces to comply with SANS 10400.
- All internal bathrooms to be mechanically ventilated (20 l/sec/fitment, 160 lux).
- Drainage schematic only — refer to plumbing consultant for full design.
- Drywalls to be installed by specialist contractor.
- Glazing to comply with SANS 10400 Part N.
- Refer to engineer's drawings for all structural elements.
- All drawings not to be scaled — figured dimensions only.
- Contractors shall be responsible for ensuring the structural stability of all components of their work and ascertain that the main structure is capable of supporting all loads applied thereto. The contractor is responsible for correct setting out on the specified works.
- Quality of all materials and workmanship to comply with the relevant SABS and BSS specifications.

No.	Description	Date
1	CONSTRUCTION DRAWINGS	18/11/25

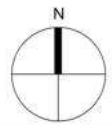


PROJECT	CLIENT		
ODE TO AMARA	JOE SOAP		
SHEET	Date	Project number	Scale (@ A3)
	18/11/25	1	As indicated
	Drawn by	Drawing Number	REV
	K.C	WC	1

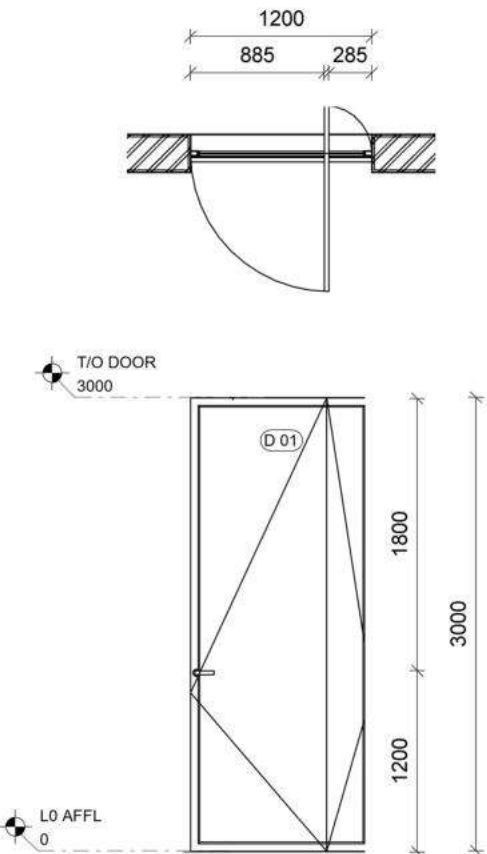
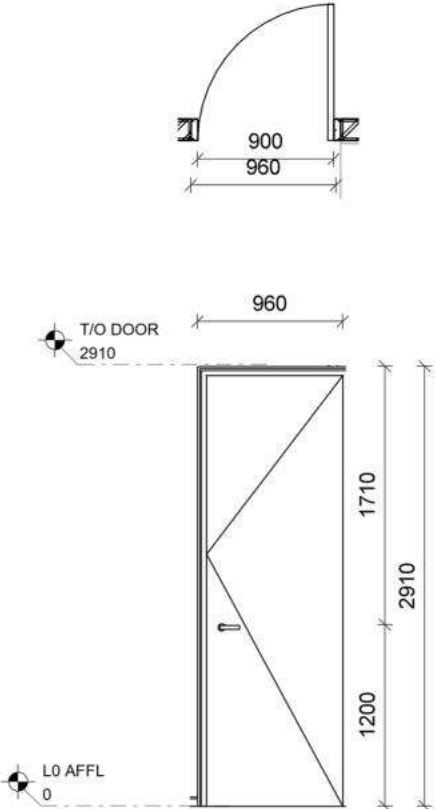
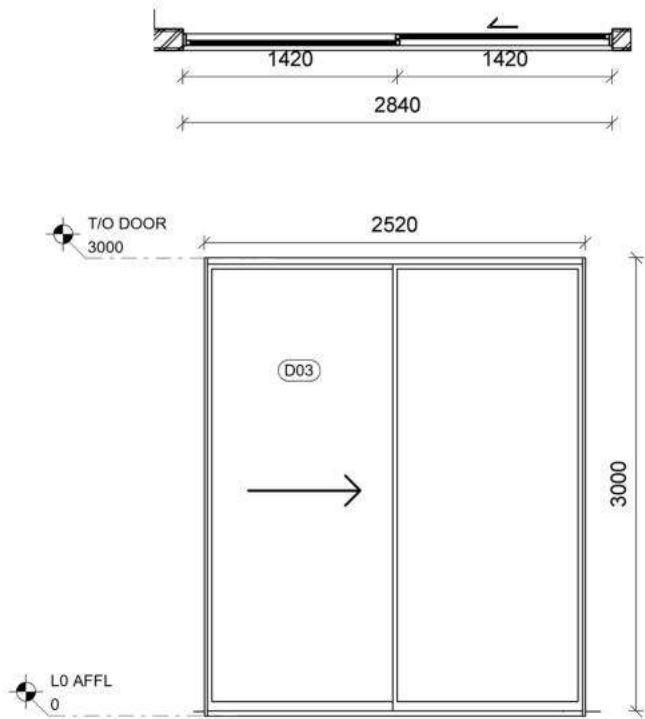
REFERENCE:	W01	W02
		
ROOM:	MAIN BEDROOM	MAIN BEDROOM
LEVEL:	GROUND FLOOR	GROUND FLOOR
DIMENSIONS:	AS PER DRAWING - TO CHECK DIMENSIONS ON SITE BEFORE MANUFACTURE	AS PER DRAWING - TO CHECK DIMENSIONS ON SITE BEFORE MANUFACTURE
TYPE:	ALUMINIUM FIXED PANEL	ALUMINIUM FIXED PANEL
FINISH:	CHARCOAL POWDERCOATED ALUMINIUM	CHARCOAL POWDERCOATED ALUMINIUM
GLAZING:	LOW E DOUBLE GLAZING	LOW E DOUBLE GLAZING
QUANTIY:	1	1

GENERAL NOTES | CONSTRUCTION

- All work to comply with SANS 10400 and Local Authority by-laws.
- Contractor to verify all levels, dimensions, and conditions on site before commencing work.
- All chimneys and fireplaces to comply with SANS 10400.
- All internal bathrooms to be mechanically ventilated (20 l/sec/fitment, 160 lux).
- Drainage schematic only — refer to plumbing consultant for full design.
- Drywalls to be installed by specialist contractor.
- Glazing to comply with SANS 10400 Part N.
- Refer to engineer's drawings for all structural elements.
- All drawings not to be scaled — figured dimensions only.
- Contractors shall be responsible for ensuring the structural stability of all components of their work and ascertain that the main structure is capable of supporting all loads applied thereto. The contractor is responsible for correct setting out on the specified works.
- Quality of all materials and workmanship to comply with the relevant SABS and BSS specifications


No.	Description	Date
1	CONSTRUCTION DRAWINGS	18/11/25
		

PROJECT		CLIENT		
ODE TO AMARA		JOE SOAP		
SHEET		Date	Project number	Scale (@ A3)
L0_Window Schedule		18/11/25	1	As indicated
		Drawn by	Drawing Number	REV
		K.C	I_1008	1
		Checked by		
		G.M		

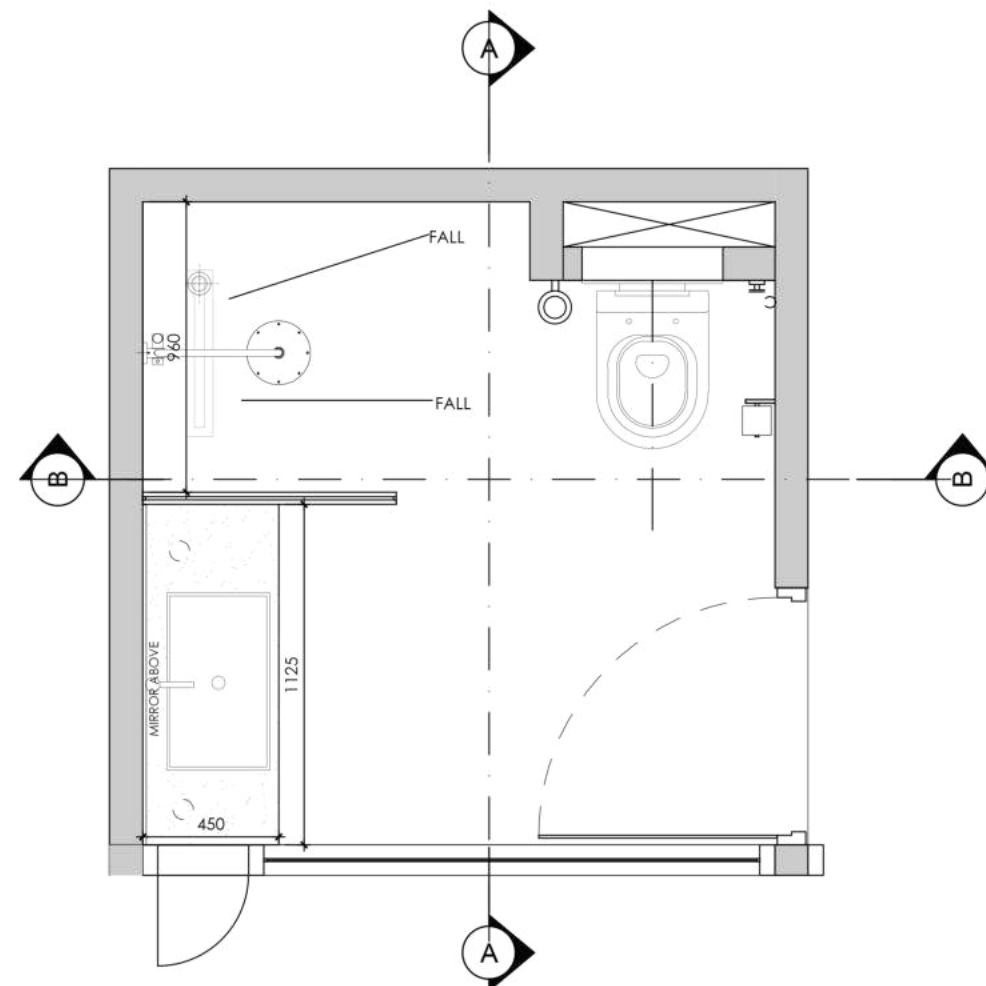
REFERENCE:	D01	D02	D03
			
ROOM:	MAIN BEDROOM	MAIN BEDROOM	MAIN BEDROOM
LEVEL:	GROUND FLOOR	GROUND FLOOR	GROUND FLOOR
DIMENSIONS:	AS PER DRAWING - TO CHECK DIMENSIONS ON SITE BEFORE MANUFACTURE	AS PER DRAWING - TO CHECK DIMENSIONS ON SITE BEFORE MANUFACTURE	AS PER DRAWING - TO CHECK DIMENSIONS ON SITE BEFORE MANUFACTURE
TYPE:	ALUMINIUM PIVOT DOOR	ALUMINIUM HINGED PANEL	ALUMINIUM HINGED PANEL
FINISH:	AMERICAN WALLNUT MELAWOOD PG BISON CLAD TO MATCH JOINERY	DORADO PASTE EARTHCOTE PAINTSMITHS PAINTED TO MATCH WALLS	CHARCOAL POWDERCOATED ALUMINIUM
GLAZING:	N/A	N/A	LOW E DOUBLE GLAZING
QUANTIY:	1	1	4

GENERAL NOTES | CONSTRUCTION

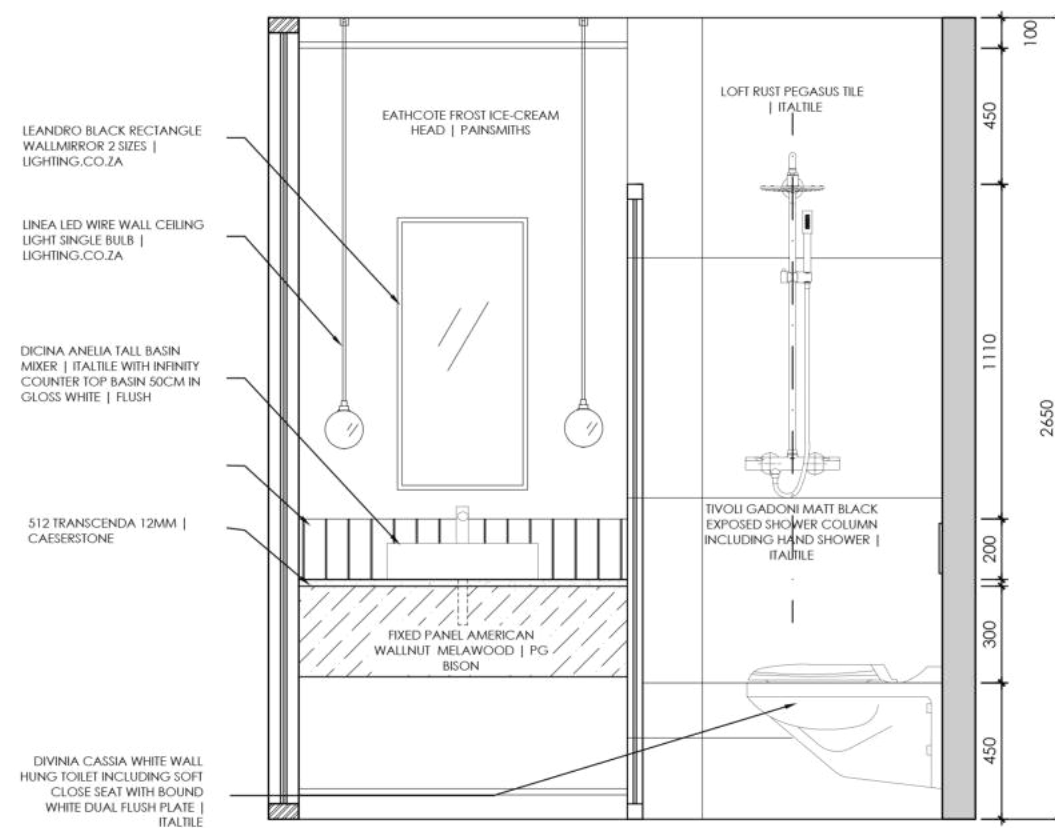
- All work to comply with SANS 10400 and Local Authority by-laws.
- Contractor to verify all levels, dimensions, and conditions on site before commencing work.
- All chimneys and fireplaces to comply with SANS 10400.
- All internal bathrooms to be mechanically ventilated (20 l/sec/fitment, 160 lux).
- Drainage schematic only — refer to plumbing consultant for full design.
- Drywalls to be installed by specialist contractor.
- Glazing to comply with SANS 10400 Part N.
- Refer to engineer's drawings for all structural elements.
- All drawings not to be scaled — figured dimensions only.
- Contractors shall be responsible for ensuring the structural stability of all components of their work and ascertain that the main structure is capable of supporting all loads applied thereto. The contractor is responsible for correct setting out on the specified works.
- Quality of all materials and workmanship to comply with the relevant SABS and BSS specifications

No.	Description	Date
1	CONSTRUCTION DRAWINGS	18/11/25
		

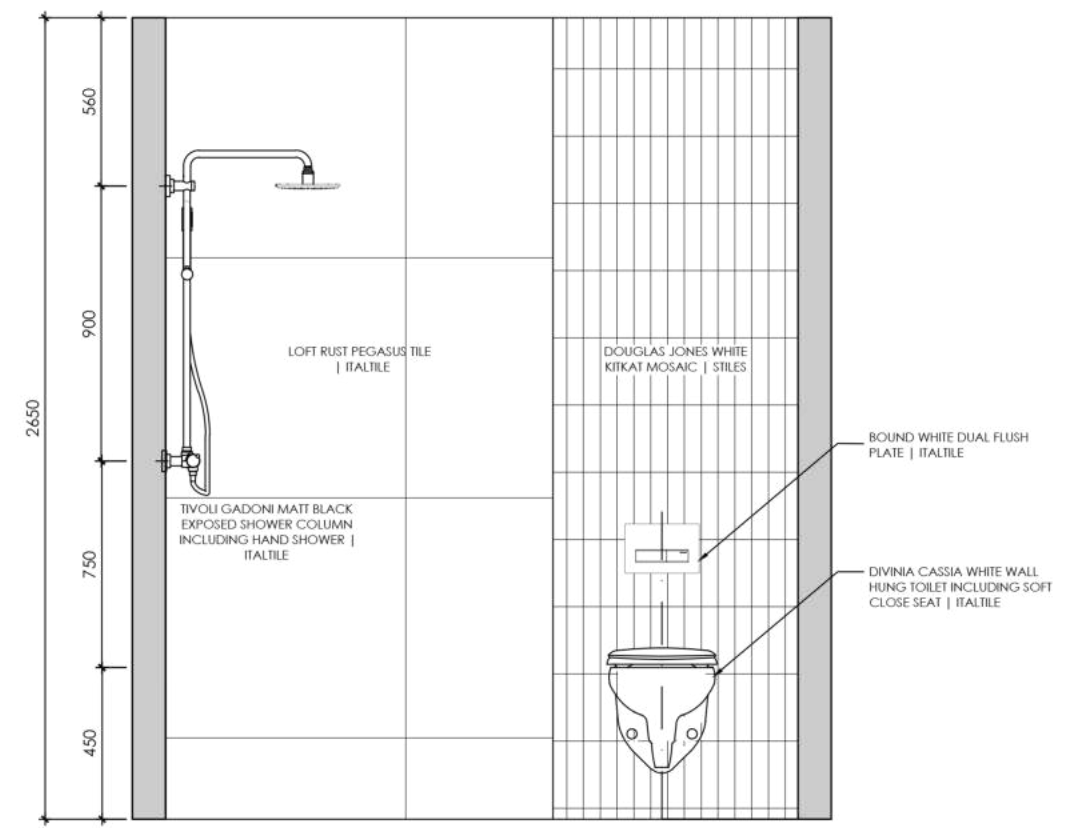
PROJECT		CLIENT		
ODE TO AMARA		JOE SOAP		
SHEET	L0_Door Schedule	Date 18/11/25	Project number 1	Scale (@ A3) As indicated
		Drawn by K.C	Drawing Number I_1007	REV 1
		Checked by G.M		



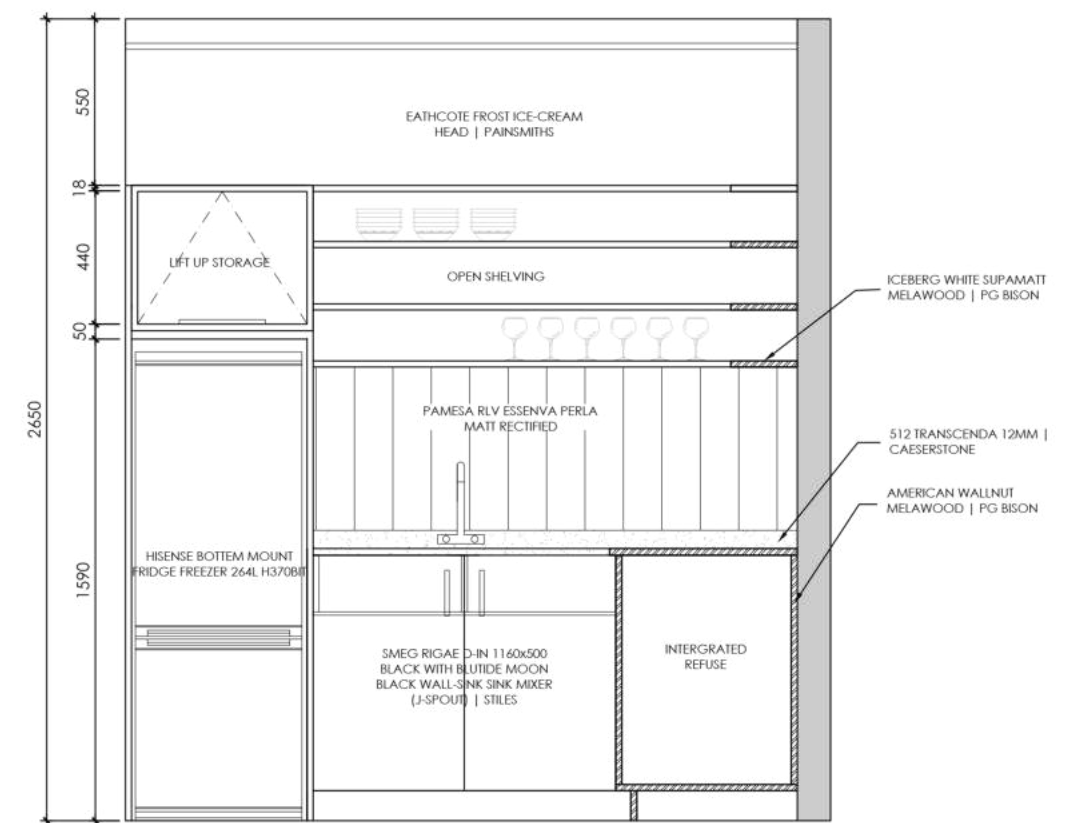
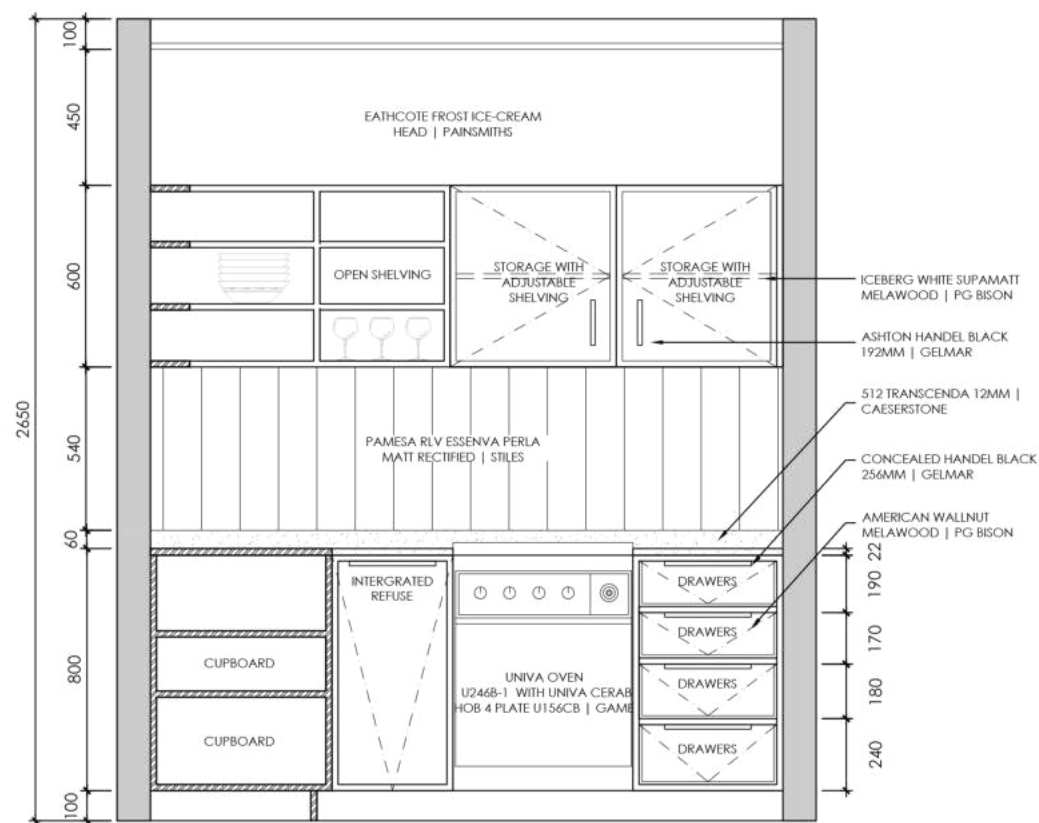
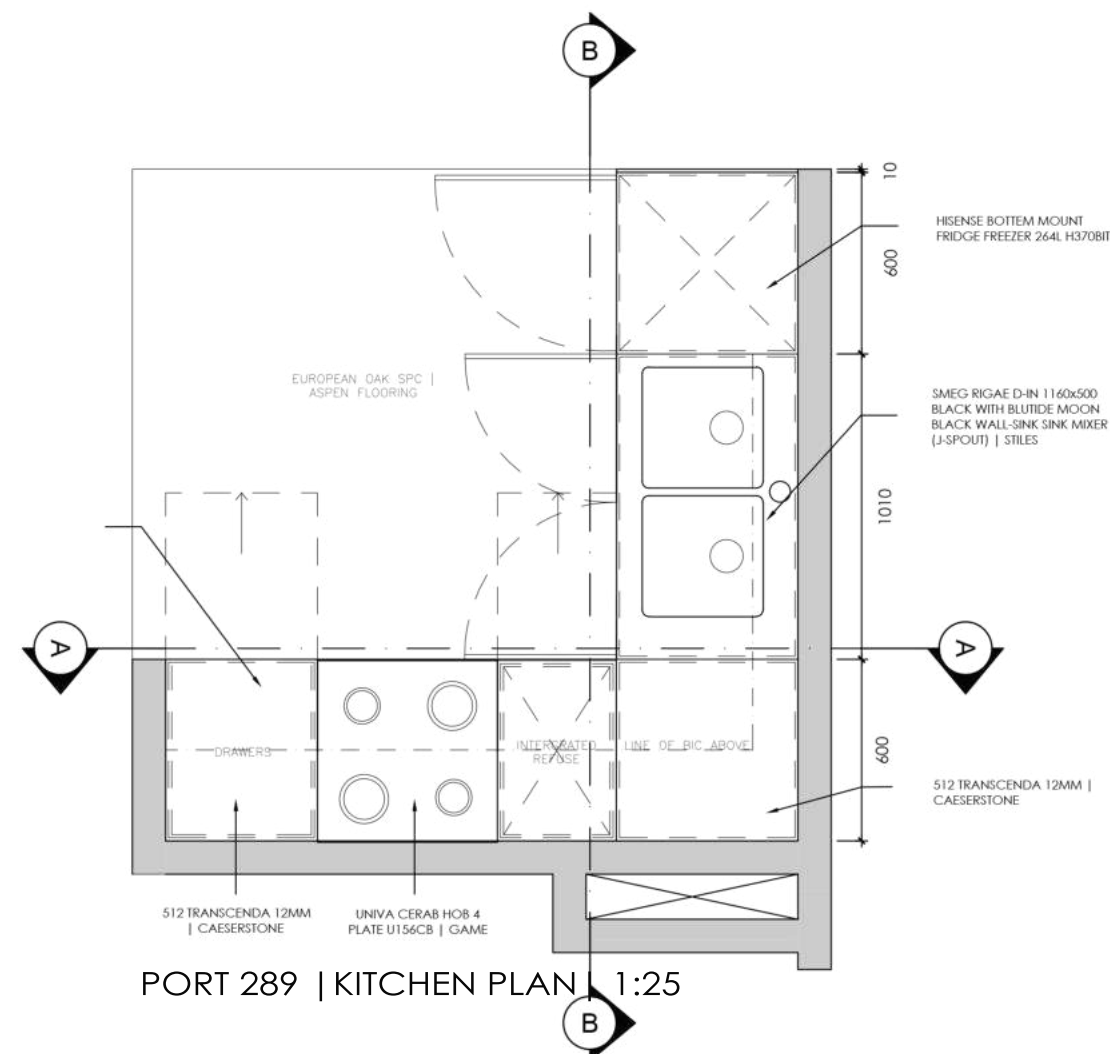
PORT 289 | EN SUITE PLAN | 1:25

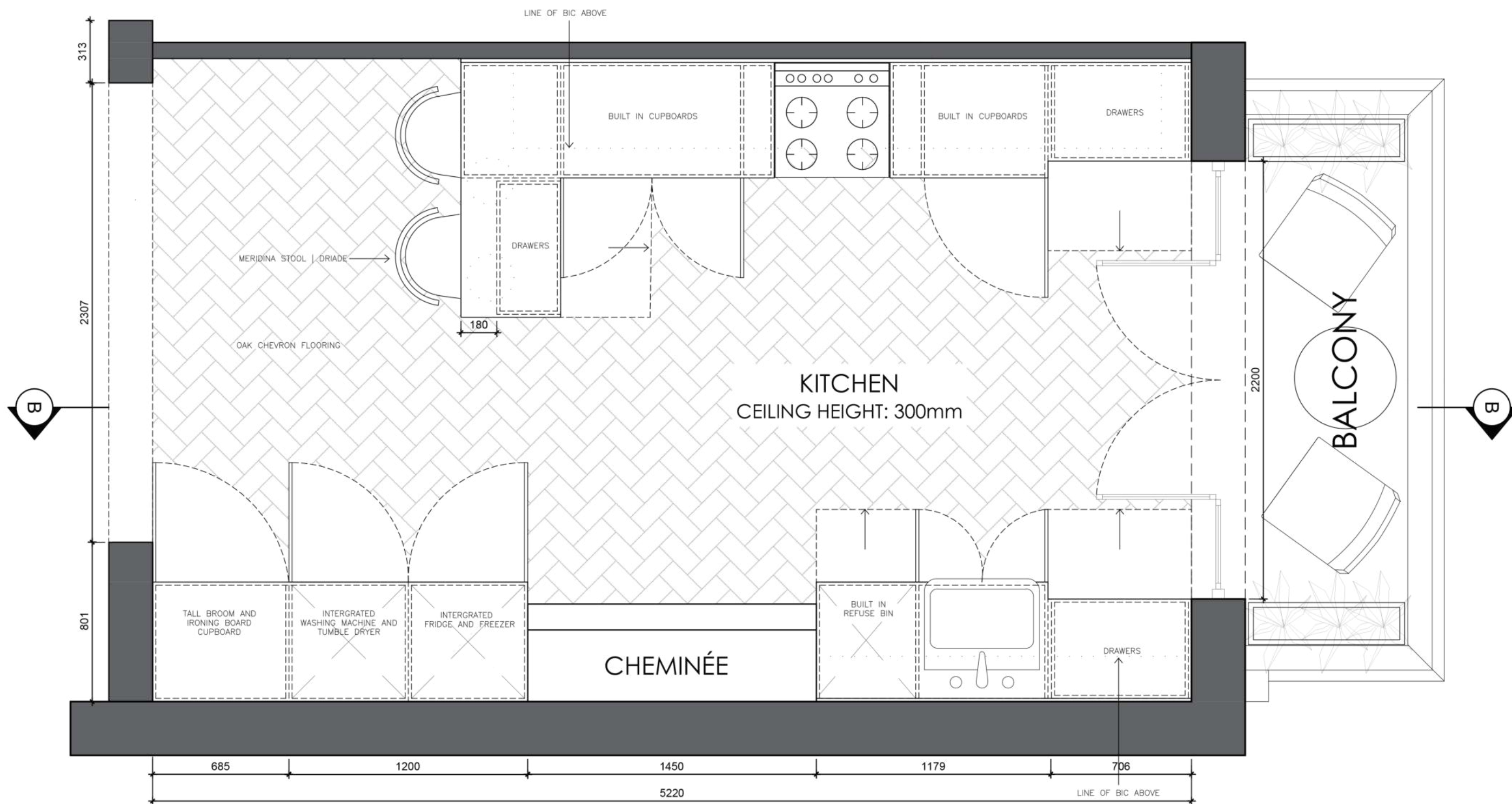


PORT 289 | EN SUITE ELEVATION AA | 1:25

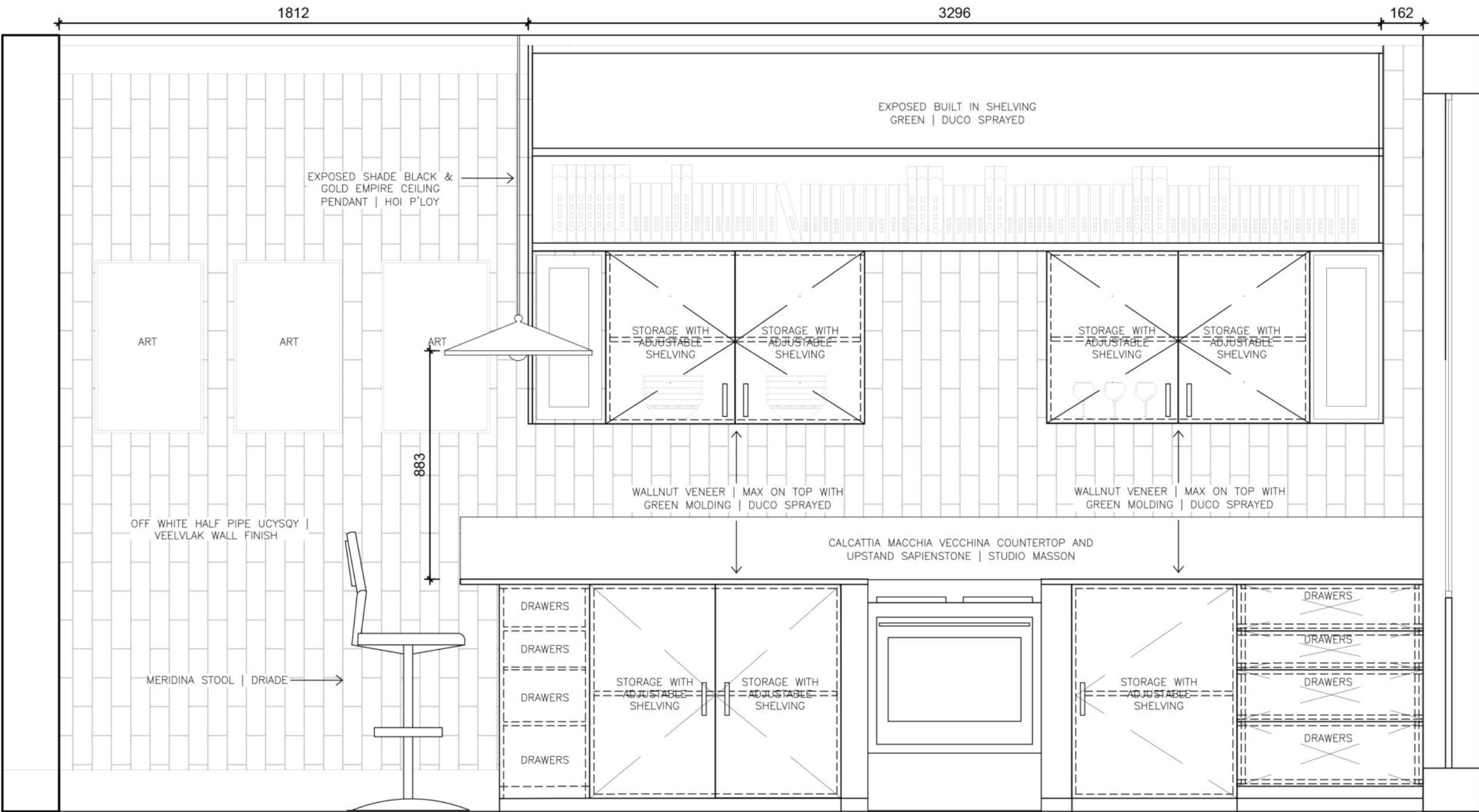


PORT 289 | EN SUITE ELEVATION BB | 1:25

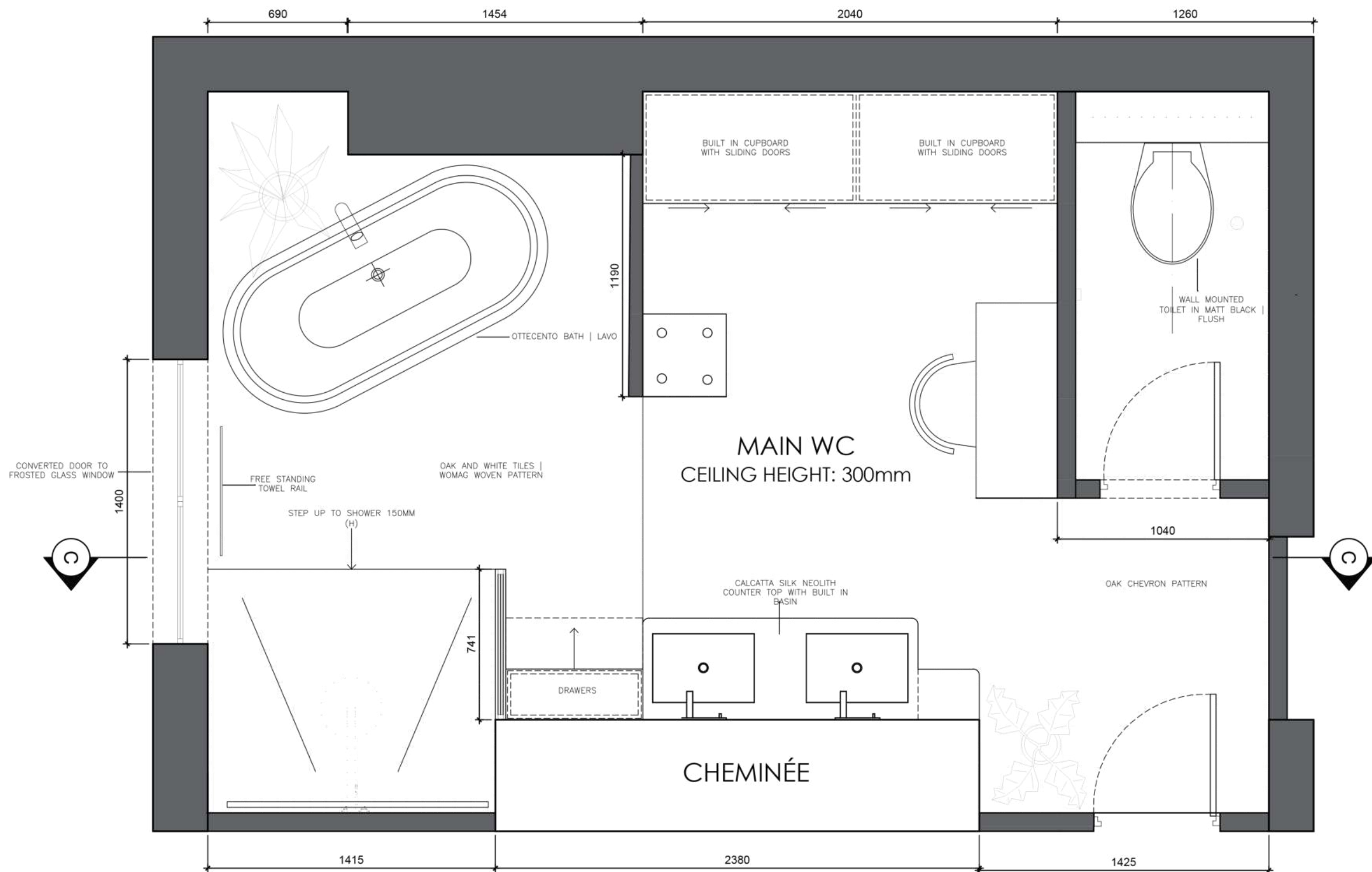




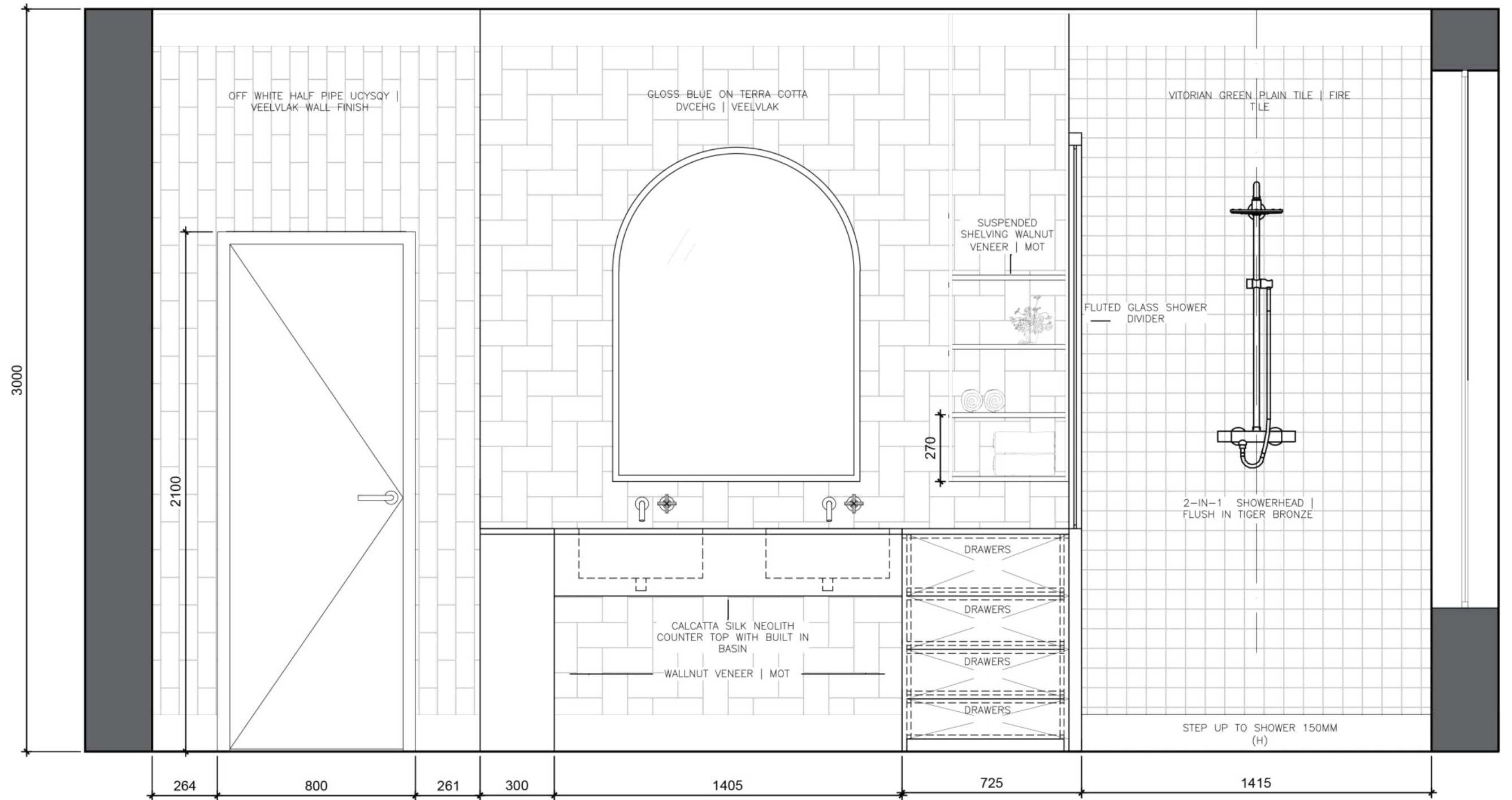
APARTMENT LOISEAU | KITCHEN PLAN | NTS



APARTMENT LOISEAU | KITCHEN ELEVATION BB | NTS



APARTMENT LOISEAU | BATHROOM PLAN | NTS



APARTMENT LOISEAU | BATHROOM ELEVATION CC | NTS

THANK YOU