



CLAUDIA SPILSBURY

CONTENTS

STUDIO PROJECTS

- 01 Qu'est-ce Que C'est
- 02 La Vie En Rose
- 03 Provoker



CONTENTS

STUDIO PROJECTS

- 01 The Odyssey
- 02 Amanzi
- 03 The Protea Pavilion
- 04 Qu'est-ce Que C'est
- 05 The Matchbox
- 06 La Vie En Rose
- 07 Provoker
- 08 Co Create
- 09 Four on O
- 10 Fine Tuned
- 11 U.Order
- 12 16 Murray

PRODUCTS

- 13 The Protector
- 14 The Vault
- 15 Kite
- 16 Twinkle

TEXTILES

- 17 Mapped
- 18 Pure Shapes
- 19 Delilah
- 20 Tutti Fruity



01

BRIEF

To design the interior of a new luxury hotel on Camps Bay beachfront designed by Scott+Partners. The designs must include the hotel reception and lobby, two different bedroom designs, the beach bar, and the branding of the hotel including its name and brand. Also include designs for the spa and the hotel terrace and pool area.

The design must be relevant for a 5* luxury beachfront resort, and be upmarket and on trend with an international feel. The clear concept must be a consistent thread and run throughout the hotel.

CONCEPT THE ODYSSEY

The design for this hotel is a tribute to the rich and varied history of not only Camps Bay but also to the people and the extraordinary animals who, over the centuries, have made it their home. This led to the name - The Odyssey - which translated from its Greek origin means 'a long journey full of hardship and adventure', and this is what many endured to get here. The Dutch sailors made the long and hazardous journey down the coast of West Africa in the 1600's, and later brought slaves here, dragged from their home in Benin. Many others followed, all led by the stars of the Southern skies. Today, tourists make the journey here, and all of these people have brought a little of their culture with them.

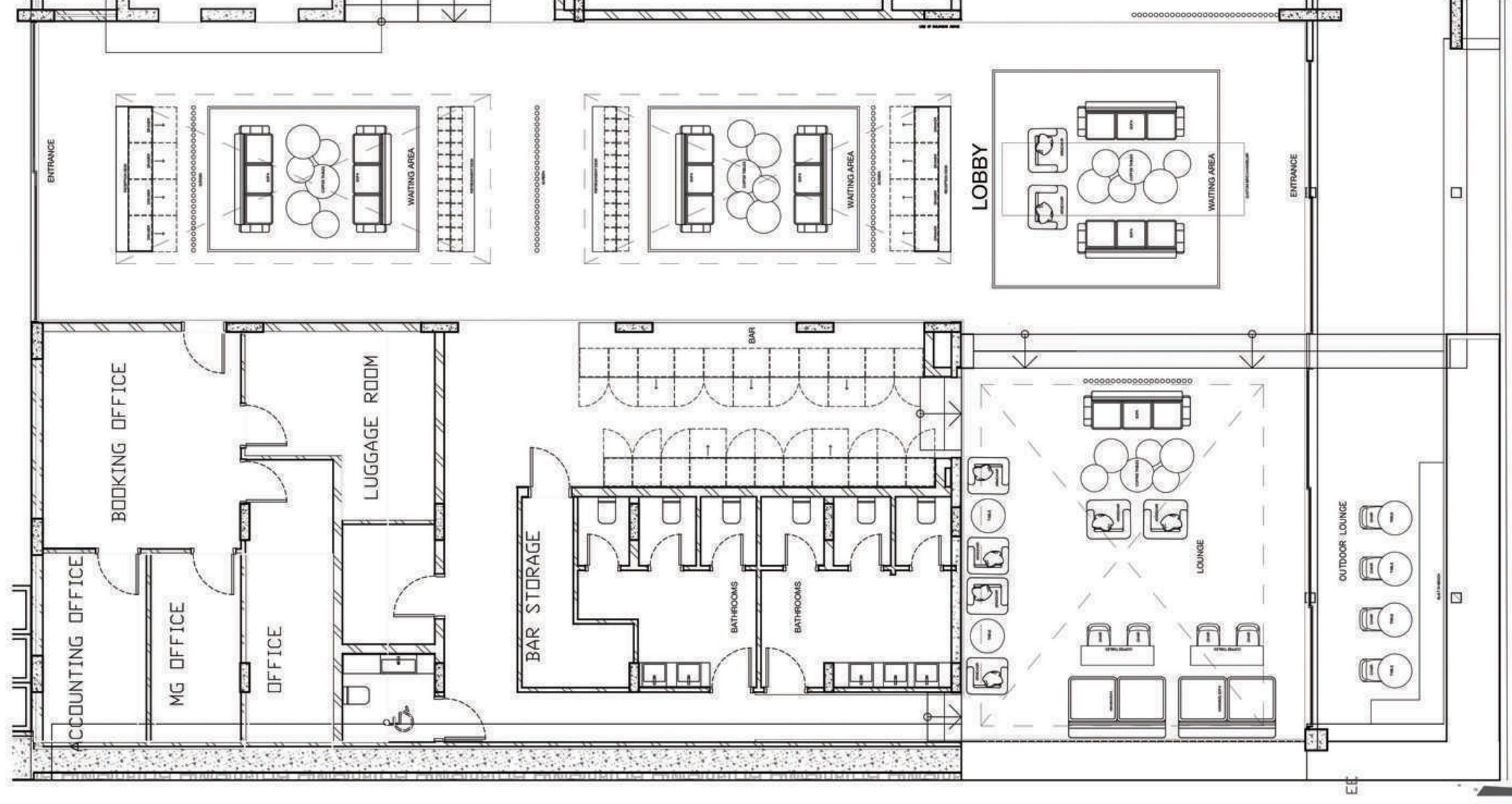
But others still make the same long and exhausting journey here that they have been making for thousands of years. These are the migrating birds that travel without fail all the way to our shores from Europe, and the whales who frequent the shores to come and have their young before heading back home to then make that journey all over again.

The design of The Odyssey takes its visitors on this journey and then gives them a safe haven in which to rest, rejuvenate, and enjoy in luxurious surroundings until it's time for them to continue on.

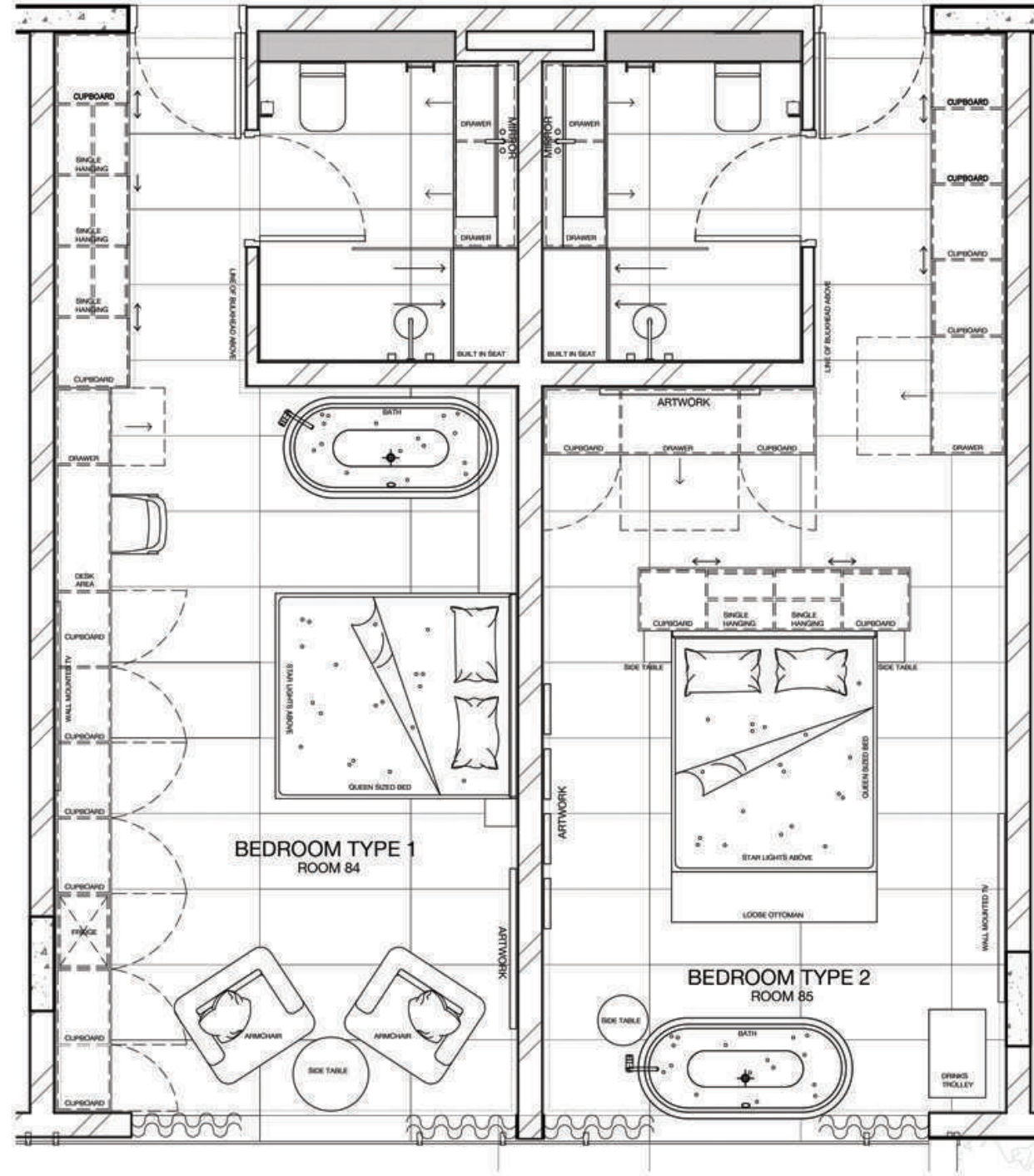
Drawing on the simplicity of Dutch-inspired interiors along with the bronze and wood synonymous with Benin, the Odyssey is at the same time very modern with a constrained colour palette. It is African but without any of the clichés. Sink into soft, plush furnishings, soak and unwind in deep copper baths or in the cocoon of the spa. On your way to either the glamorous pool or to the fun of the beach bar, walk through the lobby and underneath the flock of birds that are a constant reminder of all those journeys that led to this beautiful place.



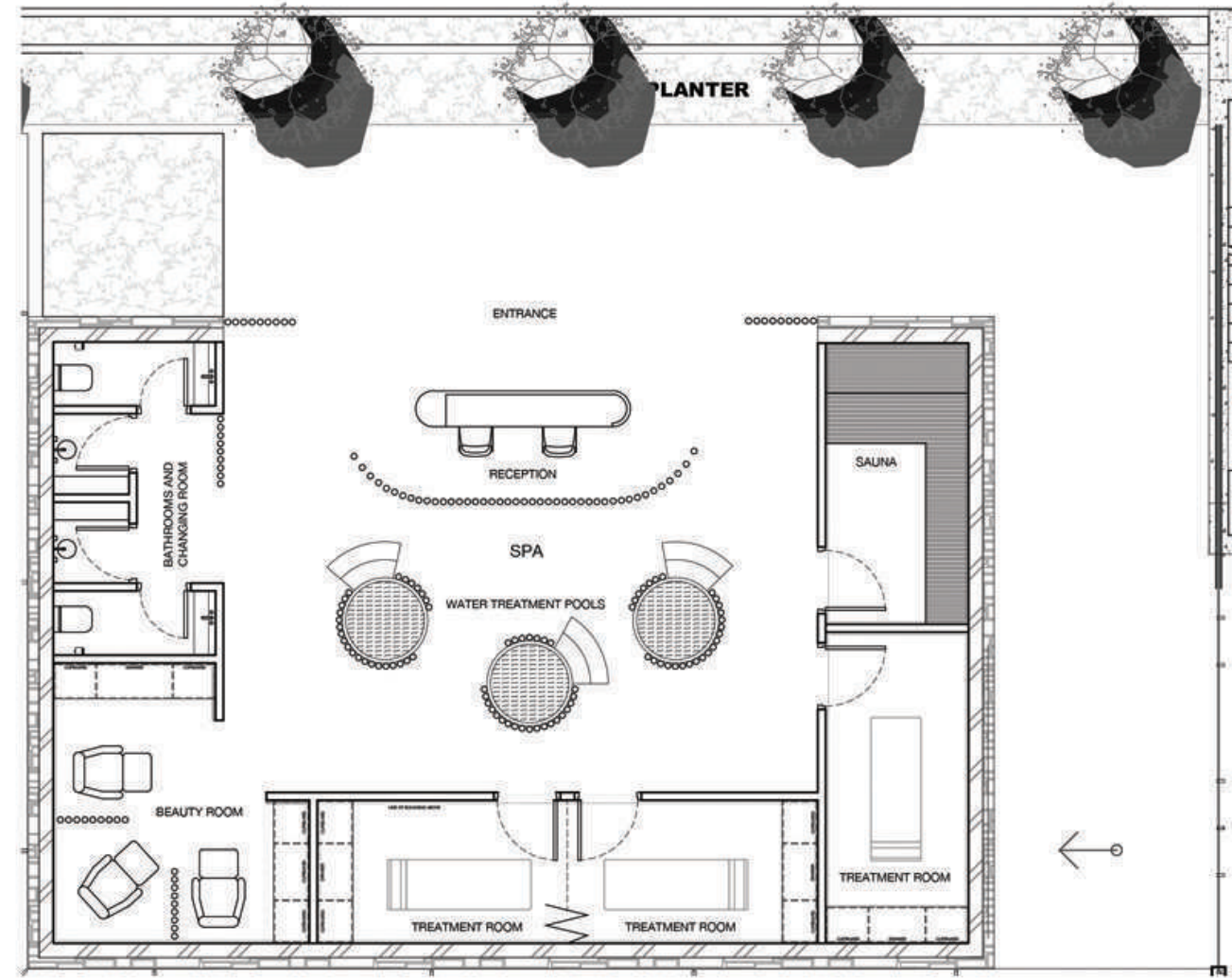
Lobby plans
1:100



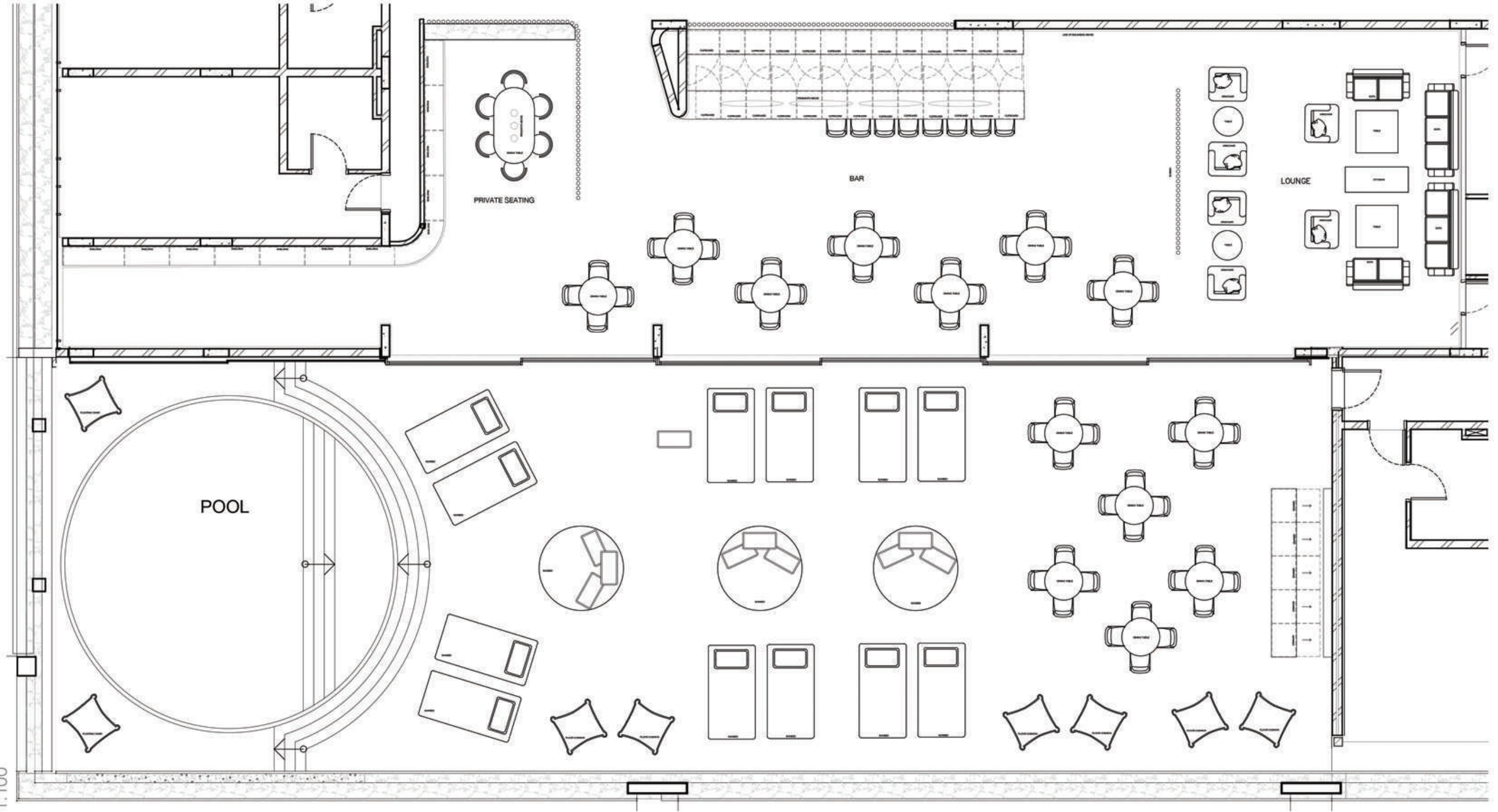
Bedroom 84 and 85 plans
1:50



Spa plans
1:100



Pool lounge plans
1:100





Lobby waiting area and bar



Lobby parking entrance reception



Lobby first impression with bespoke bird chandelier



Lobby bathroom



Lobby lounge bar area



Spa reception



Water treatment area



Joint treatment room



Beauty room





Bedroom 85



Bathroom 85





Bedroom 84



Bathroom 84



Drawer detail in bedrooms



Pool lounge



Indoor pool lounge




View of pool



Outdoor bar and sunbeds



Birds eye view of the pool





02

BRIEF


To reuse and adapt the Collier Jetty at The V&A Waterfront. Create a journey along the jetty considering its historical significance. This must include a fish market to reignite the industry, restaurants and a bar, and an exhibition/installation space to showcase local design talent.

CONCEPT AMANZI

In the heart of the Waterfront is Collier Jetty, long idle and forgotten but about to be reborn with new life. Seemingly rising up from the infinite ocean beyond, I imagine a shimmering, wave-like structure enveloping the space and giving the sense that the old has been washed away, immersing visitors in a bright, clean and rejuvenated space. The combination of the fish market, casual and also fine dining, along with an immersive live art exhibition space will all reference back to the movement of the ocean, conjuring the life it contains and the power of its continual ebb and flow, mimicked by the life now contained within this new structure. It will draw people in and encourage a sense of freedom and excitement.




Ground floor plan
NTS



First floor plan
NTS



Exploded axonometric



Exterior view





Amanzi market rental stalls and sashimi bar



Exhibition space with immersive 'Caviar Egg' pods



Fine dining restaurant with a perfect neon 'Instagram moment' opportunity



Amanzi Bar on the first floor



03

BRIEF

To design the Strand Street Quarry node for the Heritage Route. The brief is to take a disre-garded quarry overtaken by litter and vagrants and to create a hub that will attract visitors and make them want to use it as the location from which to explore the tourist attractions of Cape Town via the Lion Battery Cable Car and other public transport.

It must include a ticket office, retail space, and restaurant for 50, incorporating COVID restric-tions. It must be exciting, an experience, and visually interesting.

CONCEPT The Protea Pavilion



On the slope of the mountain just above Sea Point, is the home of a new tourism hub for Cape Town comprising of an information and learning centre, exhibition space, restaurant, retail space, and ticket office for the cable cars and bus links to the city's tourist destinations.

The hub consists of a cluster of three exciting buildings inspired by our national flower, the Protea, with petal shapes encompassing the pods and giving visual appeal. The petals will be lit at night to glow ethereally in the landscape, while the cable cars and buses can be construed as pollinating seeds being blown across the mountain and down to the coast. These buildings will attract tourists and engage with them, being the embodiment of all the history and natural beauty of this city.




Exterior view



Section cut of restaurant, learning centre and exhibition space



Section cut of the ticket office and cable car station



04

BRIEF

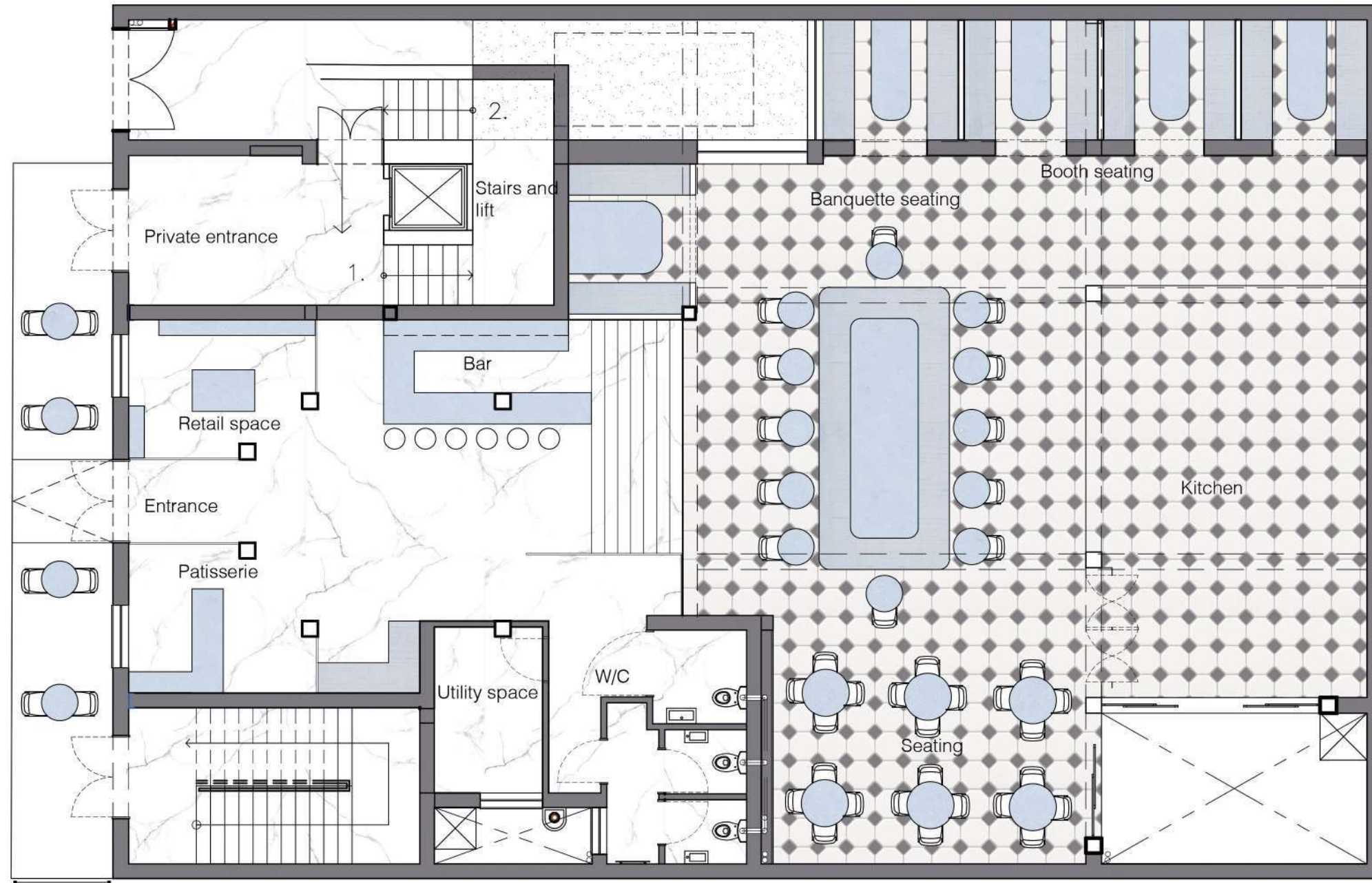
Situated in the bustling hub of Bree Street, is an old three-storey building. Taking inspiration from grand traditional European Cafes, design three individual areas. On the ground floor there must be a cafe, complete with patisserie and shop. A brasserie serving lunch and dinner will be on the first floor and finally a private members club on the second floor. This needs to be a destination that will draw people in and keep them repeatedly-coming back.

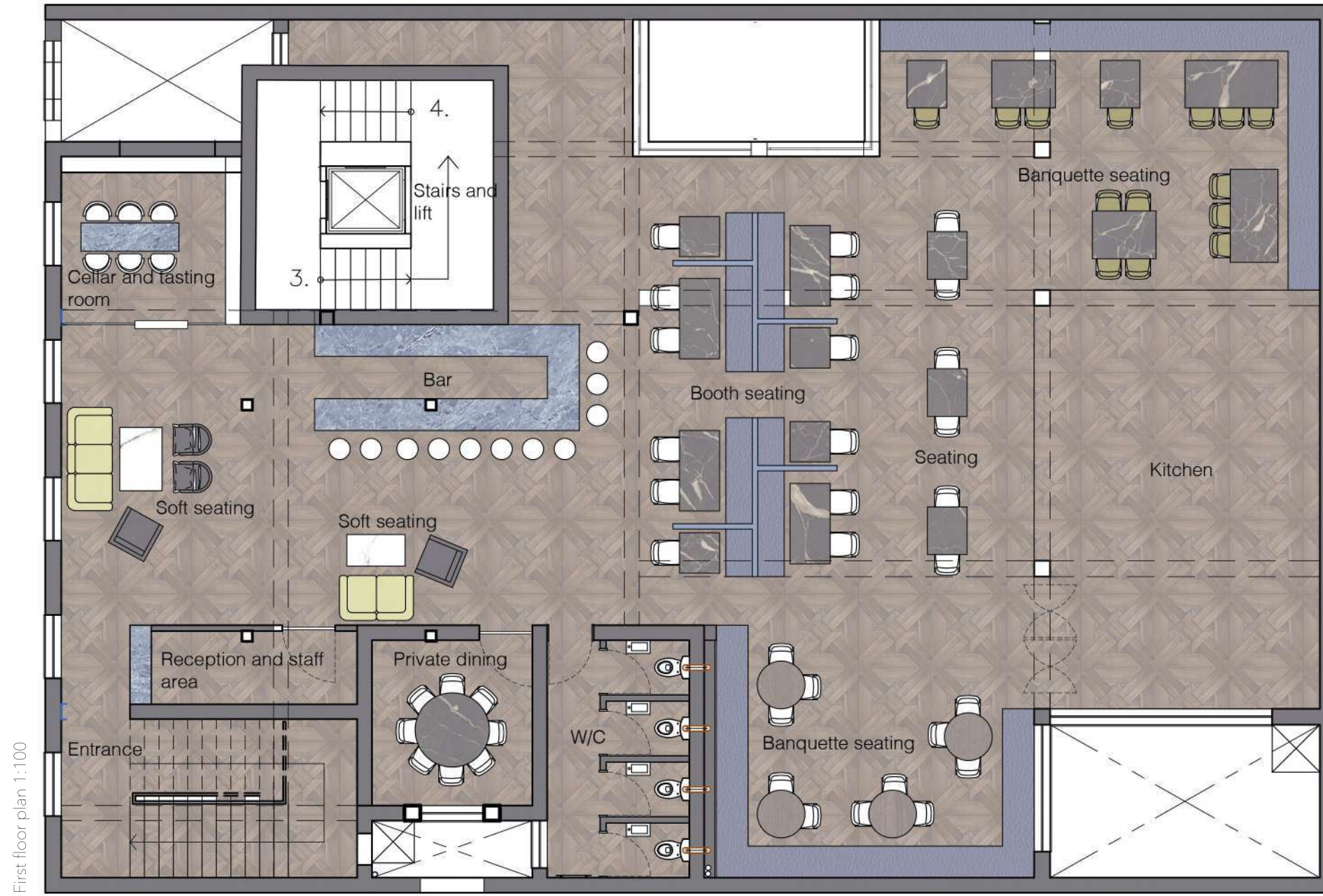
CONCEPT | QU'EST-CE QUE C'EST?

Qu'est Que C'est? What is it, you might ask? Well, it's everything you ever wanted from a social space right in the heart of Bree Street. Old World style mixed with lashings of Art Nouveau, mixed together with plush velvets and luxurious leathers, textural linens and dashes of metal, all come together in this one exciting space. Arranged over three floors, Qu'est Que C'est boasts the beautiful Le Papillon Café, complete with patisserie and shop and is the perfect daytime place for meeting up with friends to while away an hour or two in our calming pale blue interior. Hop up a floor and you enter our glamorous and energizing cerulean blue brasserie and bar, La Brasserie Eiffel, where fine dining and wonderful wines with a hint to days gone by will leave you with memories to cherish. Finally, on our top floor and bathed in moody cobalt hues, is a special space for our private members, Le Q Club. This is a place where you never know who you might run in to, a place to connect, have fun, and experience the best Cape Town has to offer - a place not to be forgotten.

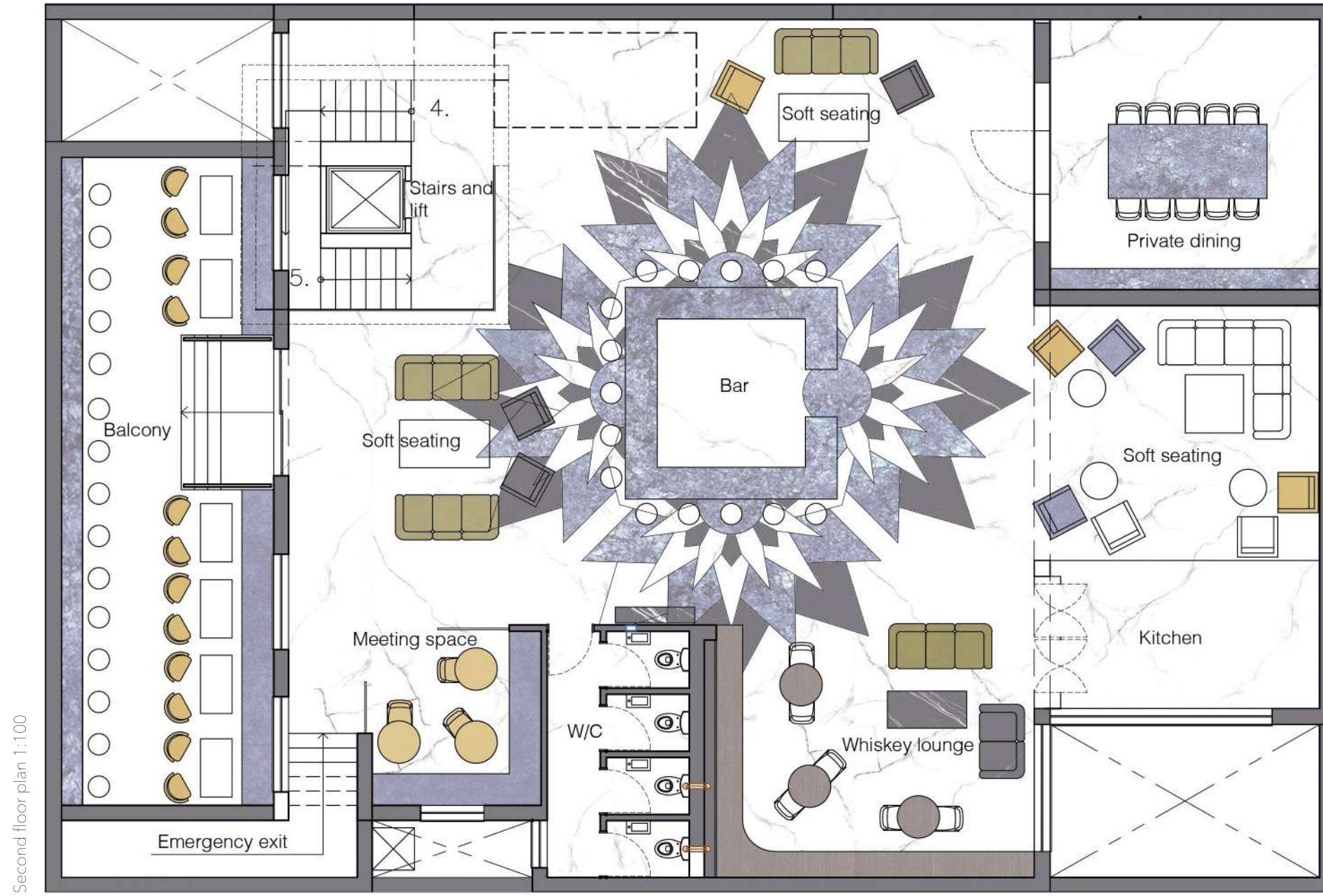


Ground floor plan 1:100





First floor plan 1:100



Second floor plan 1:100

LE PAPILLION CAFÉ


Ground floor banquet seating




Ground floor booth seating



Ground floor first impression



Ground floor bar



LA BRASSERIE CIFFEL

First floor first impression



First floor soft seating and bar



First floor booth seating



First floor banquet seating



IE Q CLUB

Second floor first impression



Second floor soft seating and meeting space



Second floor whiskey lounge



Second floor lounge



05

BRIEF

The Client wanted an open-plan, co-working space inspired by the Google office, but also with the same feeling they derived from their original office. They also love the colour yellow and wanted to incorporate that.

Also importantly, there needed to be access and a connection to both the roof garden and the atrium, an outdoor area on the 9th floor.

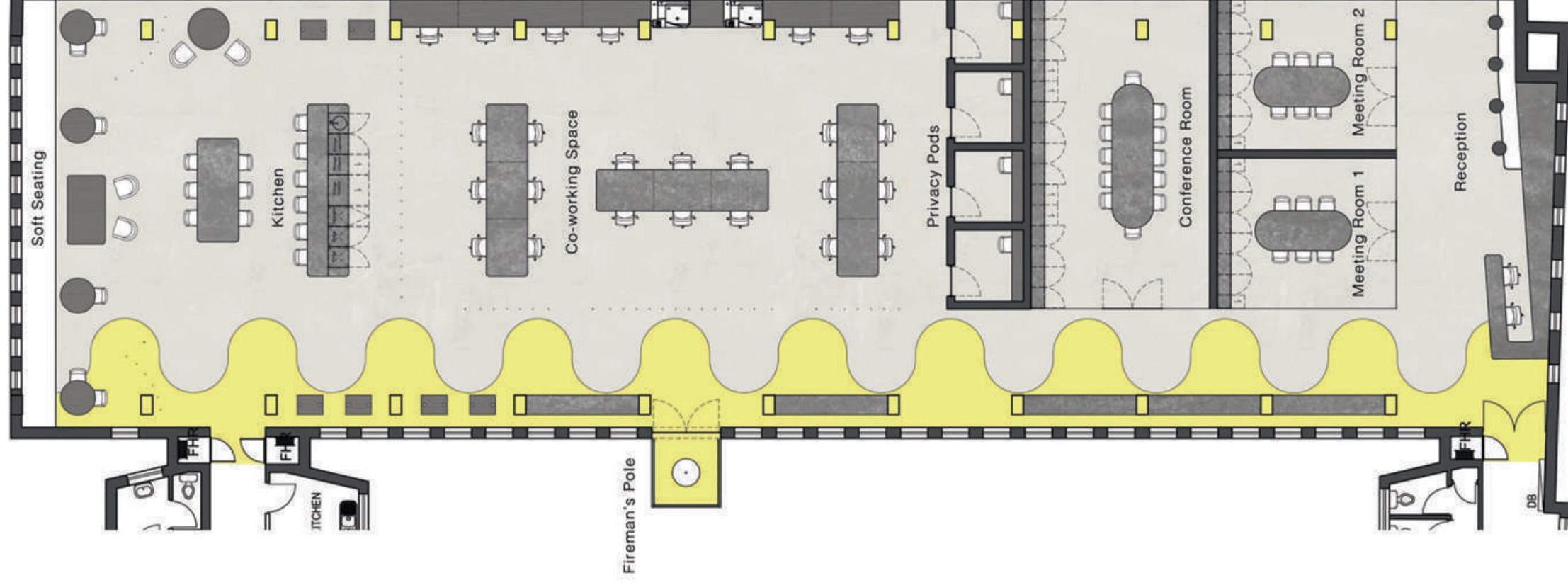
CONCEPT The Matchbox

The traditional office is changing as we move towards bright, colourful, open spaces. My design combines Boxwood's original office, bold colours, and a modern aesthetic, but then added elements to ramp up the design and refresh it with fun colours, interesting materials and shapes and an airy, spacious feel.

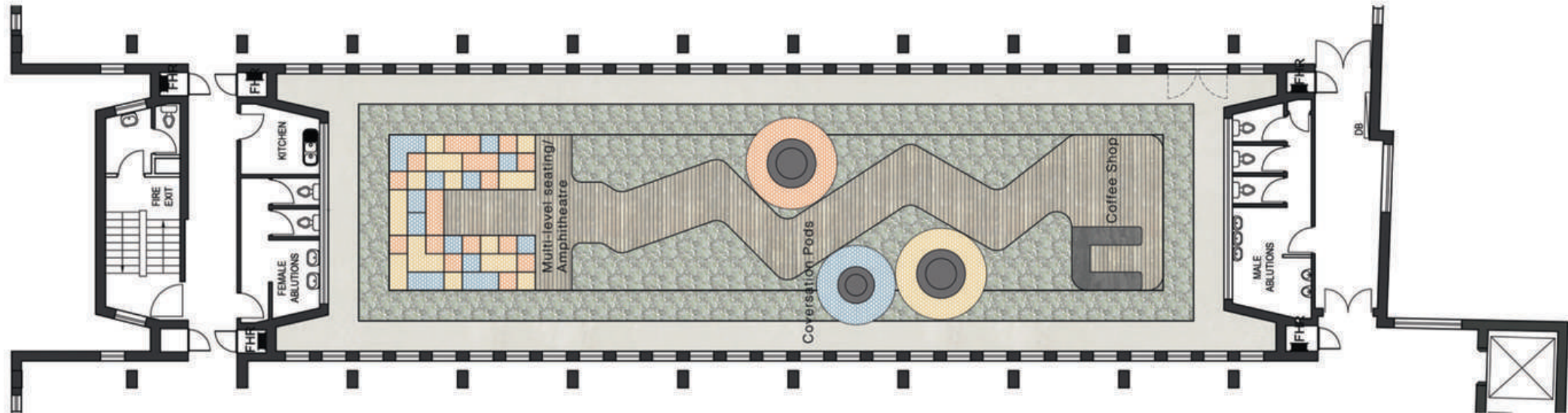
The outdoor areas, on the other hand, will be more calming and contemplative. The atrium is a relaxed space with a cafe and conversational pods, and an amphitheatre for group get-togethers, whilst the rooftop garden is the perfect space to meditate and take a breath. A walkway meanders between pergolas and beautiful succulent gardens and the whole feeling is very zen-like.



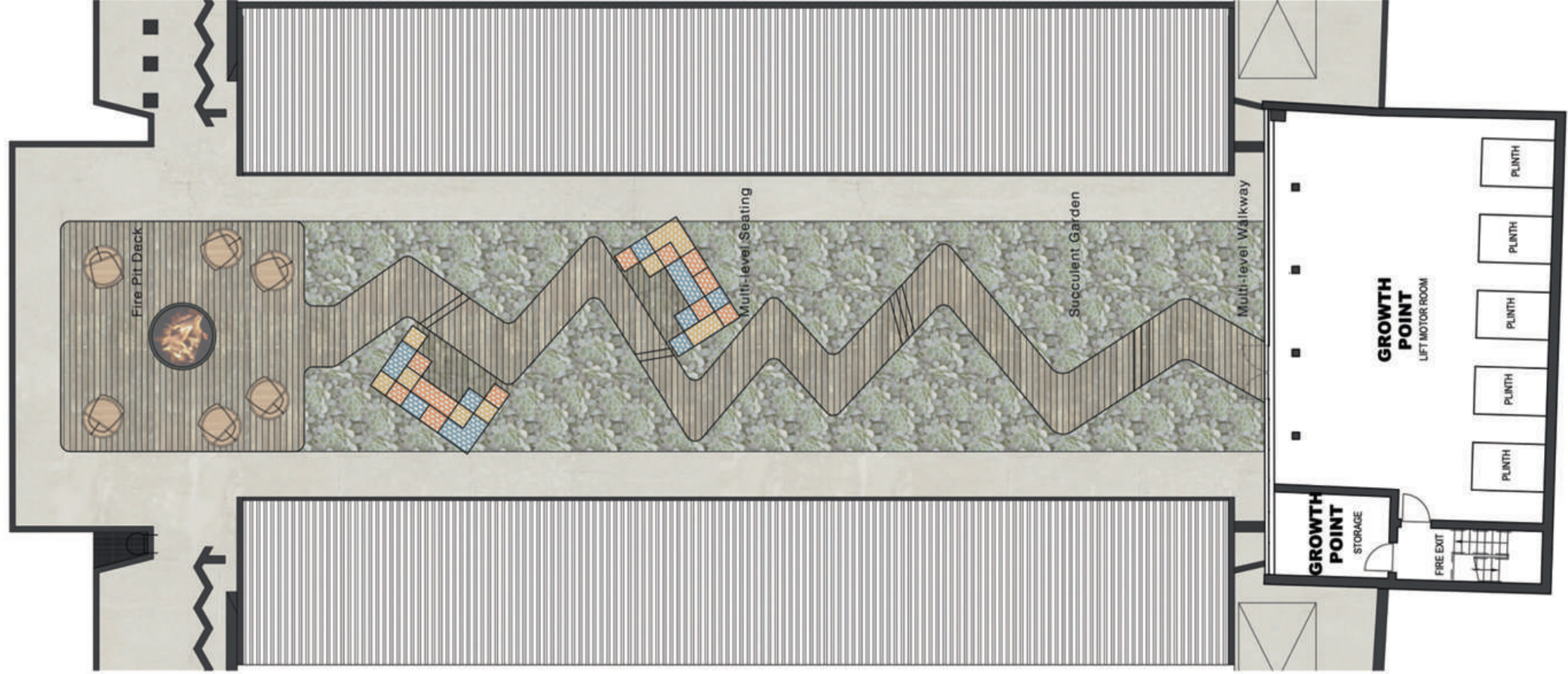
10th floor office plan
NTS



Atrium floor plan
NTS



Rooftop floor plan
NTS



Reception



Hallway



Conference room



Co-working space







Soft seating



Fireman's pole from 10th floor to atrium



Atrium coffee shop



Atrium amphitheater multi-level seating



First impression of rooftop



Rooftop fire pit and hanging chairs



06

BRIEF

Design an Airstream Trailer with an international aesthetic. The Airstream seeks to attract a new angle for a style savvy traveller and will provide alternative accomodation to your usual hotel. The trailer must be able to sleep 5, have a WC, kitchenette, eating space for 4, storage and it must be a relaxing space people want to spend time in.

CONCEPT | *la vie en rose*

Close your eyes and imagine the perfect summer getaway - balmy days in June, with you and your friends exploring the beautiful countryside and historic, romantic towns and villages of Provence, Southern France. And what better place to return to at the end of the day than La Vie En Rose, an authentic stunning Airstream caravan nestled among aromatic intoxicating fields of lavender, slowly swaying in the gentle breeze.

Your accommodation includes everything you need. There is a perfectly kitted-out kitchen with a two-burner hob, oven, and two temperature-controlled fridge drawers, cookware and tableware including crockery, cutlery and glassware that would be at home in a 5-star hotel.

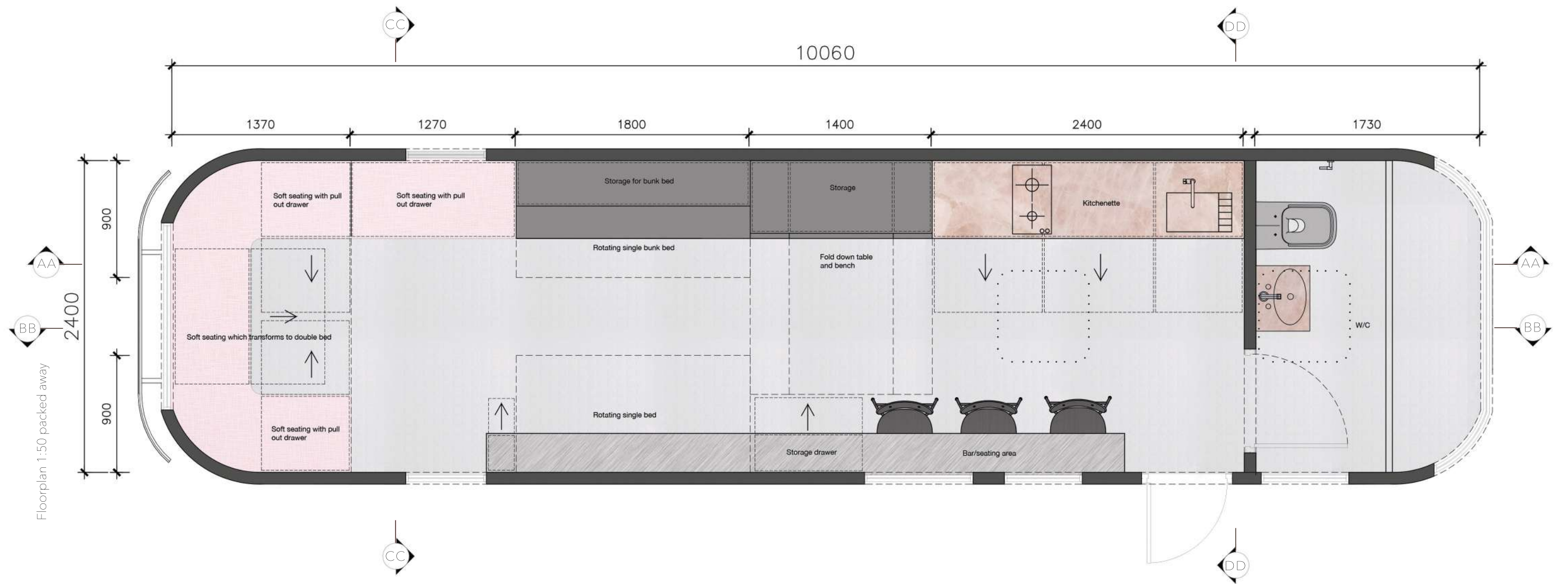
The bathroom stuns with a wall mural of Bisazza tiles, Agape shower systems and a pink quartz sink.

The main cabin, because of clever storage and fold-away furniture, leaves plenty of space for relaxing. Including a bar and stools for a quick snack or for additional counter space, the dining table and benches and three of the four beds ingeniously fold down from the walls, whilst a comfortable seating area by day converts into a double bed by night. Snuggle up on extremely comfortable mattresses dressed in pale pink linen bedding - what more could a girl want?!

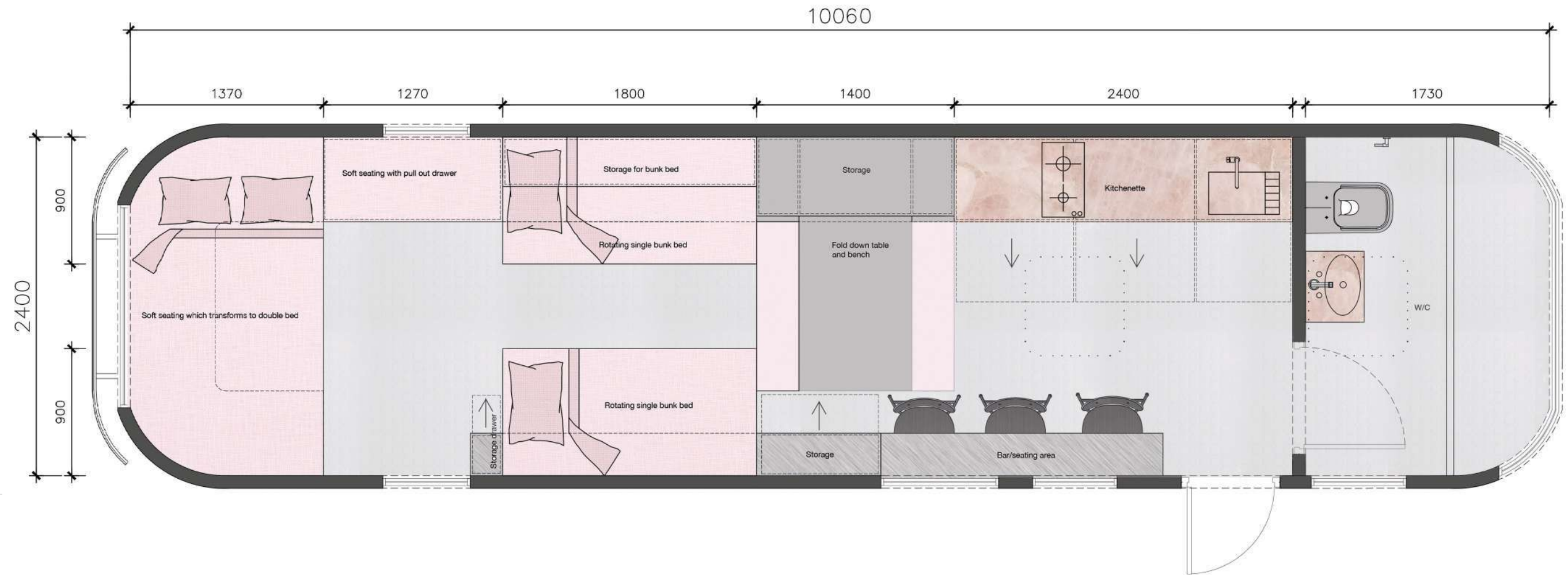
With plenty of storage, comfy cushions for lounging, and Duette insulated blinds at the window to shield the midday sun, all of this is wrapped up in a simple but sophisticated palette of charcoals and pretty pinks, giving you a home for your holiday that will be hard to forget, and that you and your friends will want to return to again and again.

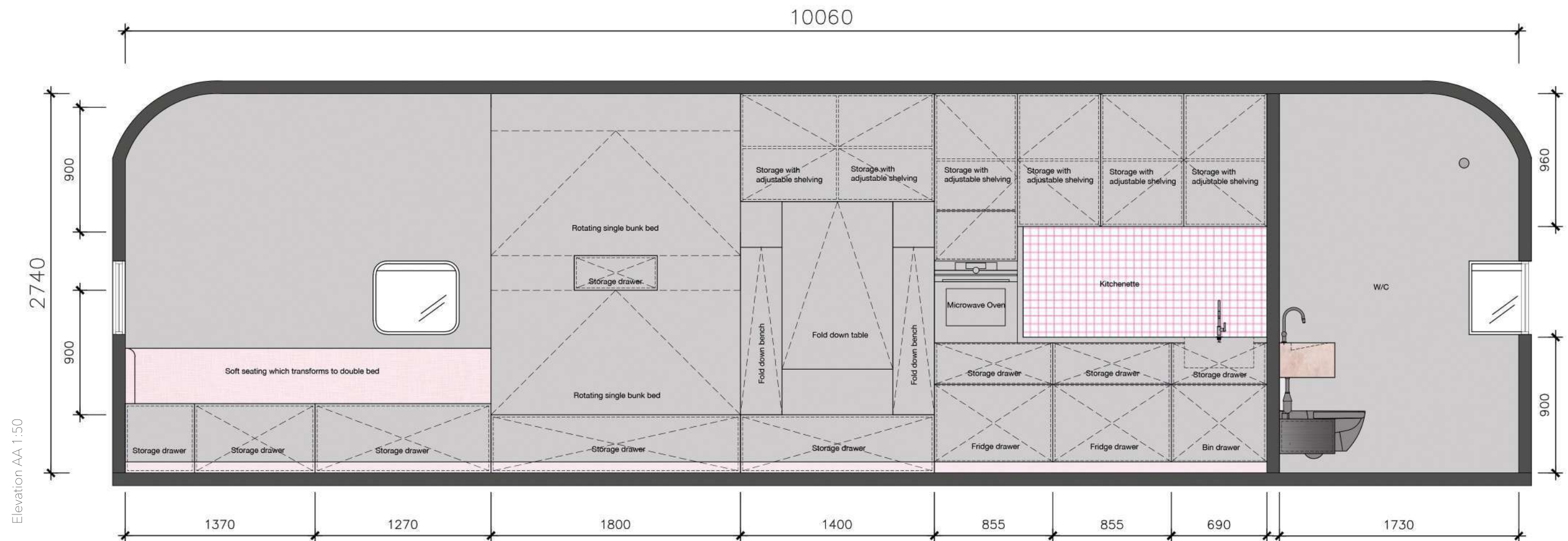
This truly is la vie en rose.

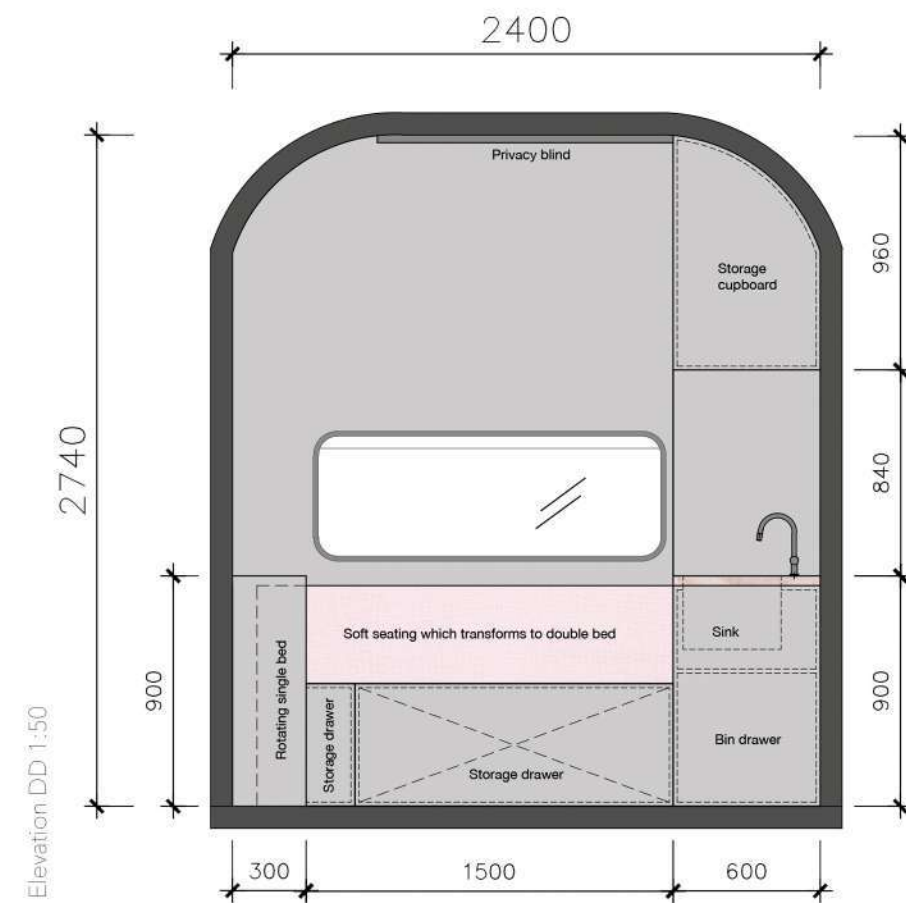
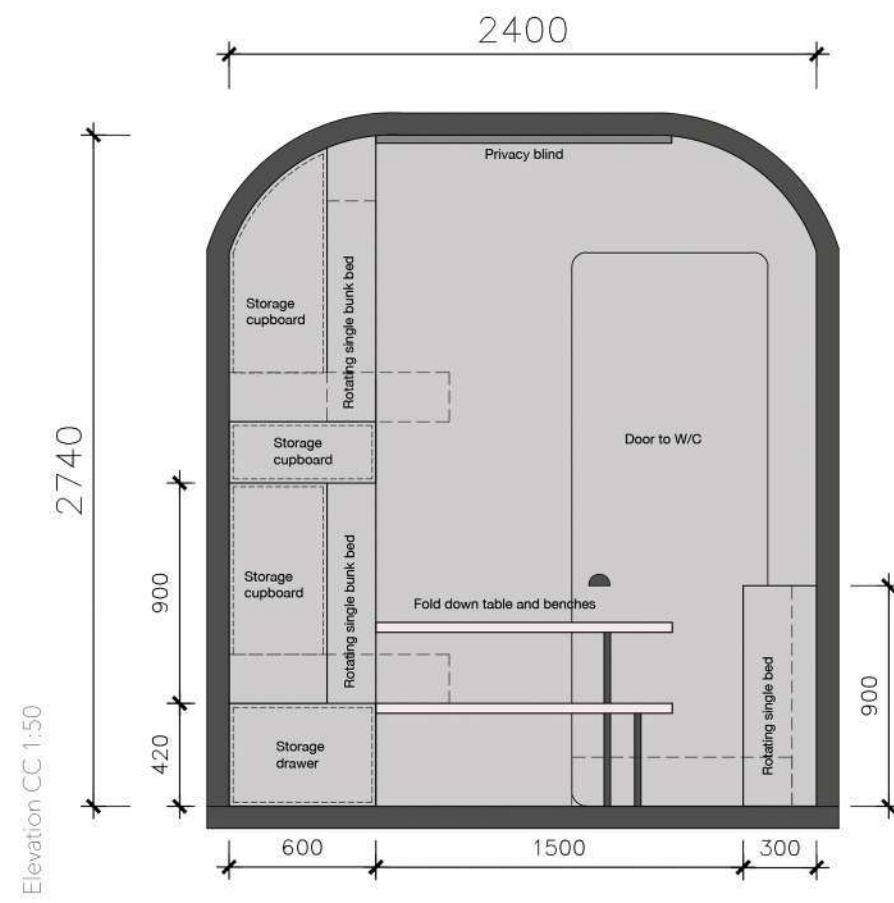




Floorplan 1:50 beds and table out







Long perspective with fold down table and benches out



Long perspective with rotating single bunk beds out



Airstream interior packed away



Close up kitchenette



Bar counter and rotating single bed



Soft seating that transforms into a double bed



Double bed that transforms from soft seating



W/C



Close up of rotating single bunk bed



Close up of double bed



07

BRIEF

Conceptualise a high-end, up-market internationally acclaimed restaurant and bar with the emphasis on sophisticated and eclectic design for an internationally acclaimed restaurateur in Cape Town's Law Chambers.

Create a go-to destination for the discerning local and international clientele, with an unrivalled atmosphere and with exquisite attention to detail.

CONCEPT | PROVOQUER

A space that pushes your boundaries.

A beautiful destination bar and restaurant in the heart of Cape Town where you can lounge in the tropics or dine among the snow and ice, whichever is your preference in the moment.

Provoquer Froid:

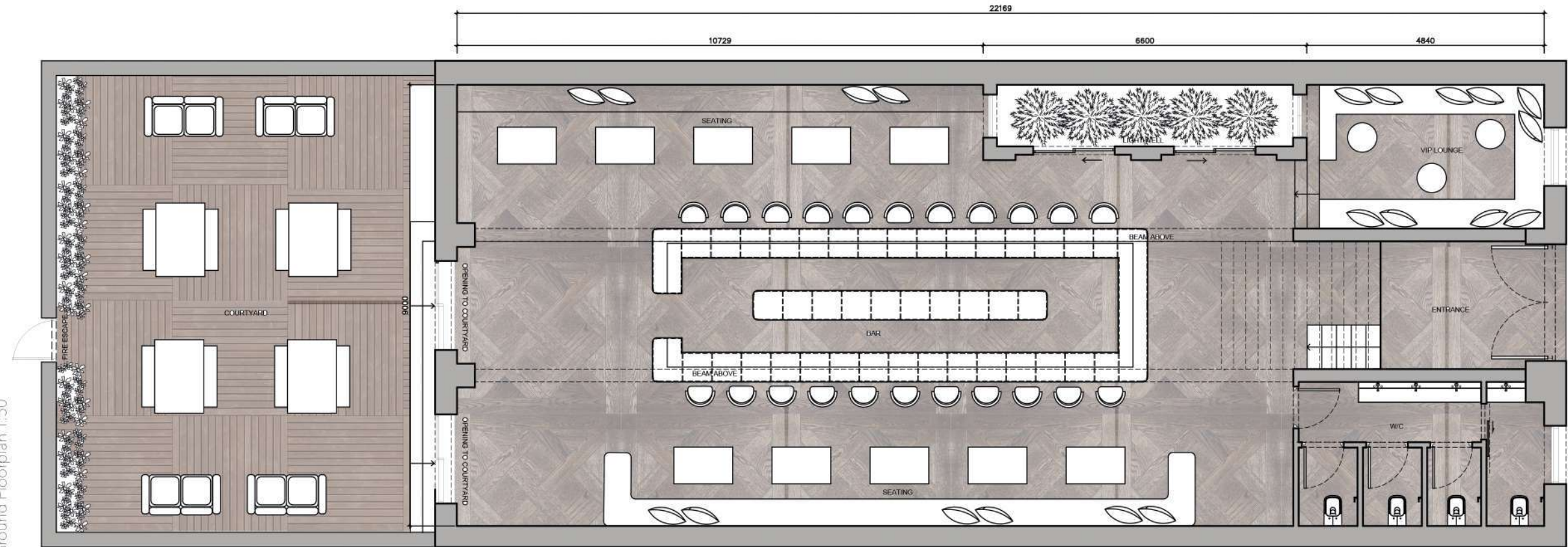
From the warmth of the bar descend down into the most beautiful restaurant with a completely different ambience. You are surrounded by a cool, crystal-like interior where a sense of calm envelops you as you sample the delicious menu based on modern French cuisine. The food is healthy and natural, locally sourced, seasonal and sustainable. Whether you join us for lunch or dinner, linger in this exceptional setting that you won't want to leave.

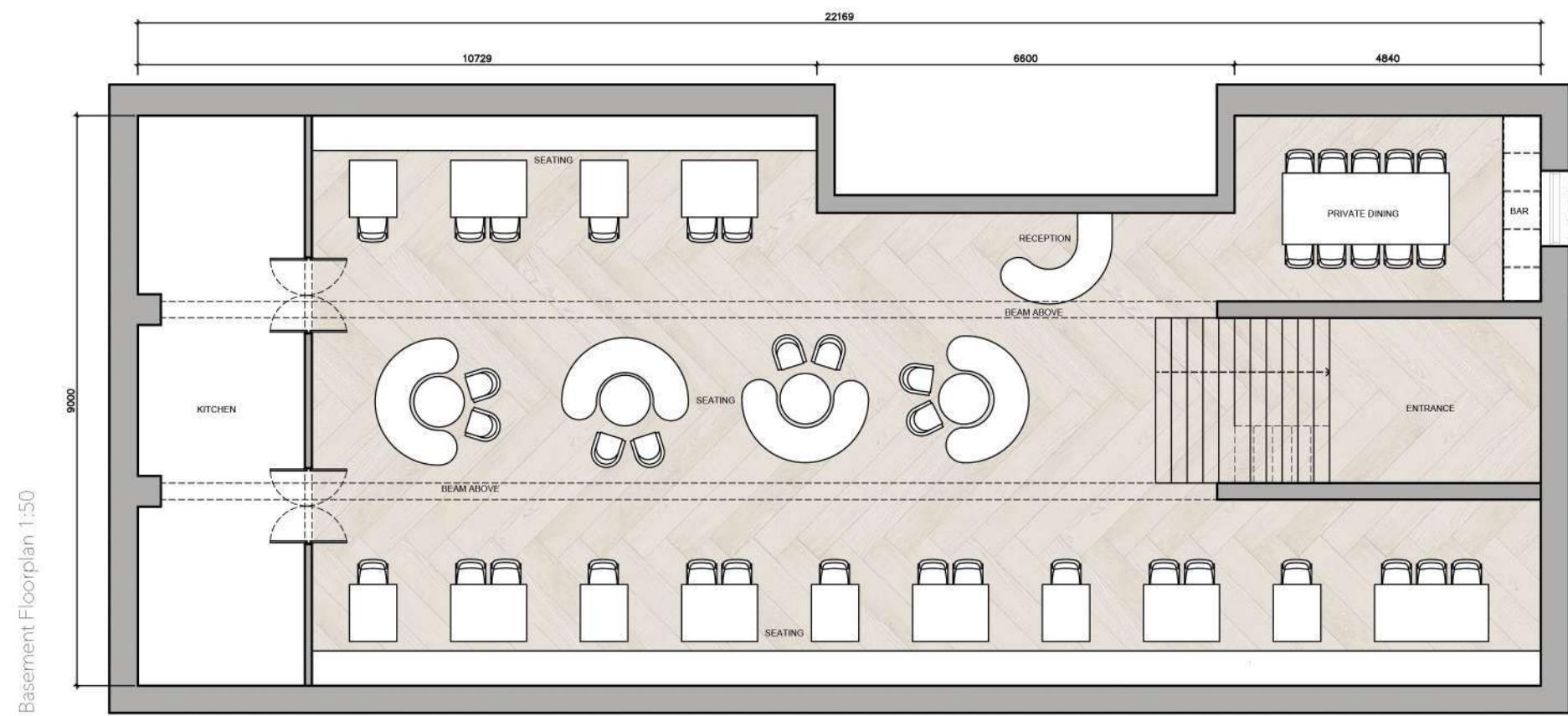
Provoquer Chaud:

Begin your evening with a delicious cocktail or exquisite glass of wine, chatting and relaxing with friends. You will be surrounded by a hot tropical ambience, plush, vibrant and full of joy and energy. The perfect spot for a party, this is a space to be enjoyed by day or night, either in the bar or outside in the courtyard, lazing away on the swing chairs. Embraced by lush foliage as you sink into luxurious velvets and leather, you are transported to tropical climes.









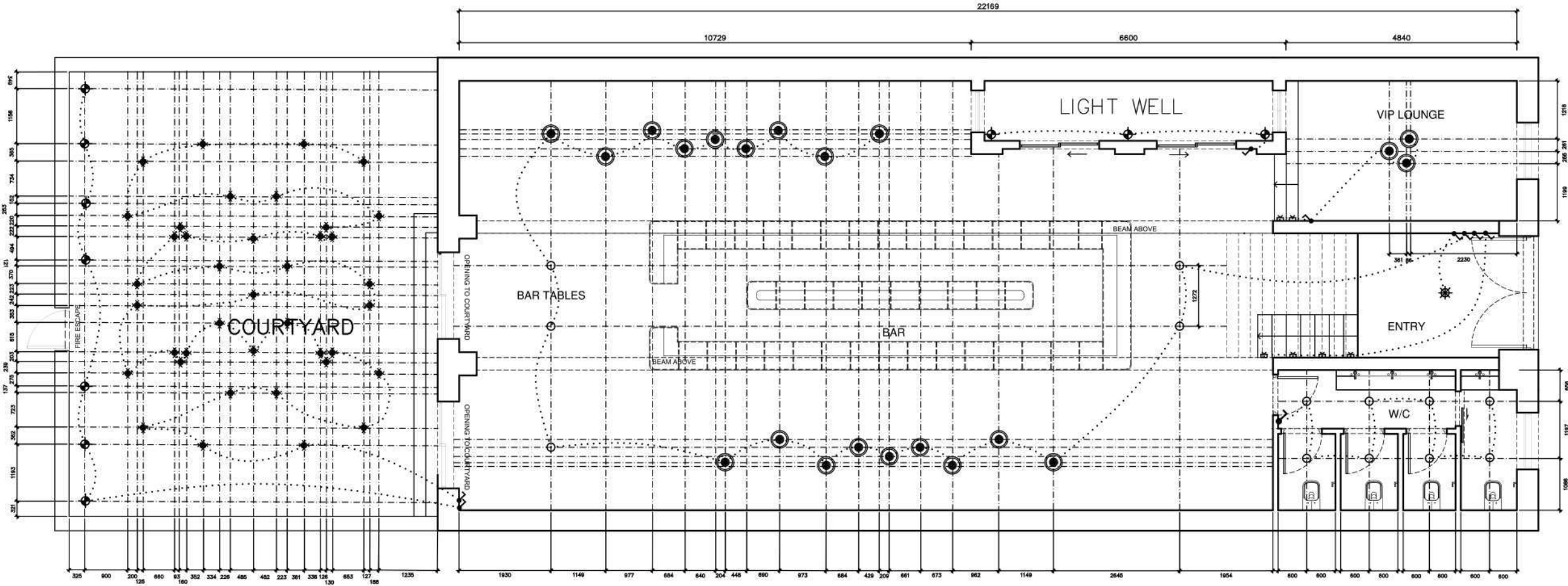
Ground Floorplan 1:50











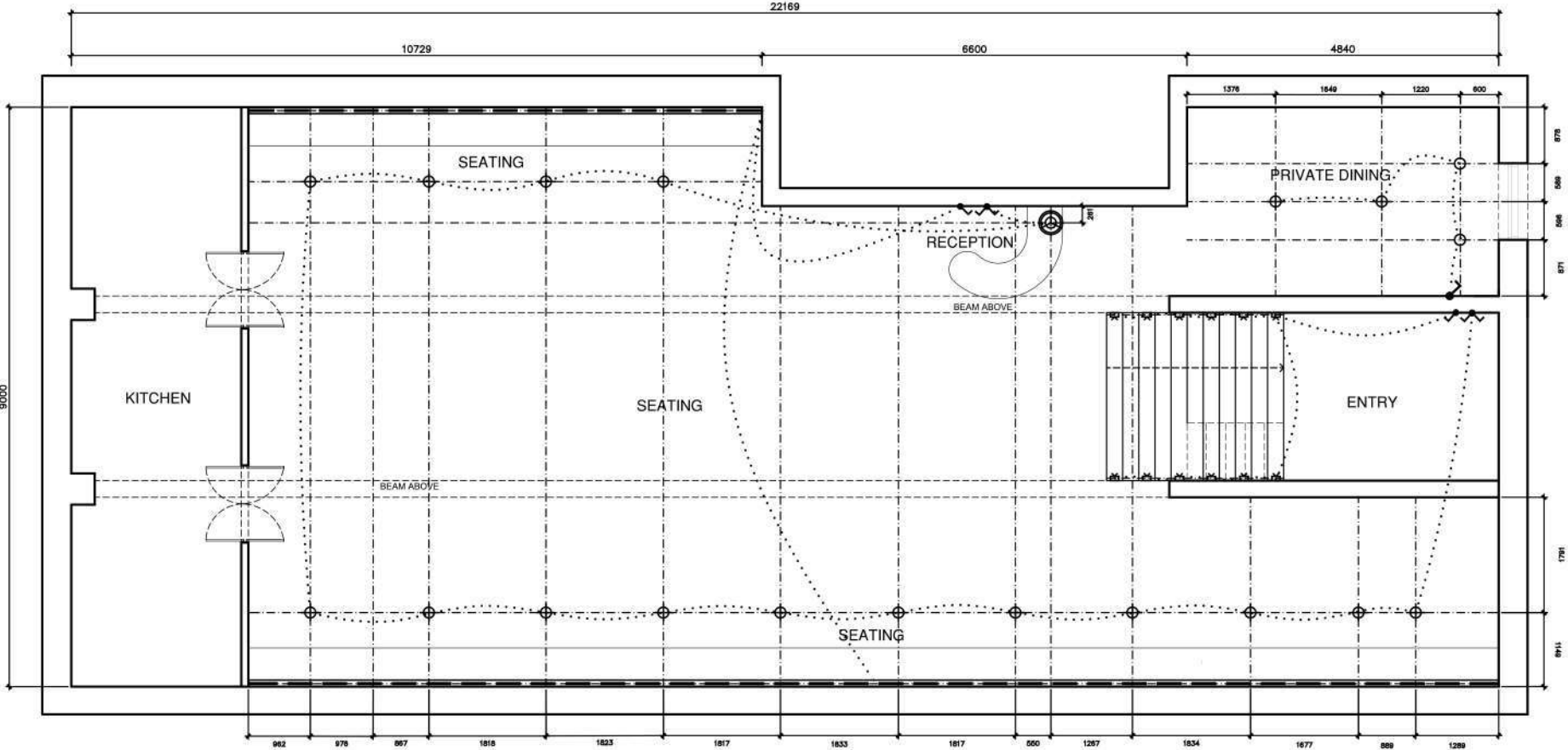
LIGHTING LEGEND:

	Feature Pendant Light SPEC: Newport Lighting Twinkle Pendant, EL10 warm white NOTE: all pendants lighters to be on dimmer switches
	Recessed Downlight Spec: Flos Light Sniper in Black NOTE: all down lighters to be on dimmer switches
	Outdoor Pendant Light Spec: TBC
	Outdoor Floor Spot Light Spec: Flos Martina in Black
	Feature Pendant Light Spec: Ay Illuminate Z2-Blonde Cashmere Dark
	Floor Washer Light SPEC: Flos G-O architectural wall lights in Anodized Black
	Statement Chandelier Spec: Ingo Maurer Porca Miseria!
	Switch Spec: Forbes and Lomax Invisible Lightswitch



LIGHTING LEGEND:

	Feature Pendant Light SPEC: Newport Lighting Twinkle Pendant, EL10 warm white NOTE: all pendants lighters to be on dimmer switches
	Recessed Downlight Spec: Flos Light Sniper in Chrome NOTE: all down lighters to be on dimmer switches
	Feature Light Installation SPEC: Maurizio Lai 3 Dimensional light work
	Floor Washer Light SPEC: Flos G-O architectural wall lights in White
	LED Strip Light Spec: Newport Lighting LED strip light
	Switch Spec: Forbes and Lomax Invisible Lightswitch



First impression



VIP room



Bar top and bench seating



Private dining room



Courtyard



Crystal pendant and glass tables




Booth seating and glass chairs



Reception desk and light installation



Private dining room



View from kitchen entrance



Seating along the edge of the restaurant



Crystal pendant and glass tables





- 1. Piet Mondrian - The Grey Tree
- 2. Oggie Flooring - Arctic White
- 3. Cape Mirrors - Vintage Antique
- 4. Hertex - Skywalker Pearl
- 5. Snowflake
- 6. CTM - Mirror Tile
- 7. Alessi - Knife and Fork



Provoque Chaud


Bar



Oggie Flooring
Puro Earth Versailles



Ananbo Wallpaper
Udaipur Couleur



Non-Ferrous Metals
Brass




Hertex
Magical Juniper



Hertex
Magical Magenta



Hertex
Crown Honey



Hertex
Crown Turquoise



Egg Design
Livingston Barstool



Amura
Setacci Brass Coffee Table



Egg Design
Primal Coffee Table



Ay Illuminate
Z2 Cashmere Dark



Apparatus
Lantern Table Lamp

VIP Lounge



Oggie Flooring
Puro Earth Versailles



Ananbo Wallpaper
Udaipur Couleur



Hertex
Magical Juniper



Hertex
Magical Magenta



B&B Italia
Tufty-Time



Egg Design
Round Marble Patch Table



Ay Illuminate
Z2 Cashmere Dark

Provoque Froid


Restaurant




Oggie Flooring
Arctic White Herringbone



Piet Mondrian
The Grey Tree Custom
Wallpaper




Prima Glass
Mirror



Onsite Gallery
Antique Mirror Wall



Glas Italia
Shimmer Tavoli



Custom Chrome Booth



Nendo
Melt Chair



Glas Italia
Crack Table



Moooli
Smoke Dining Chair



Twinkle Pendant



Maurizio Lai
Custom Light Installation

Private Dining



Oggie Flooring
Arctic White Herringbone



Prima Glass
Mirror



Kurt Pio
Diamonds



Fredrikson Stallard
Antarctica I Table




Pallucco
Glow Pendant



Kartell
Masters Chair

Entrance




Oggie Flooring
Arctic White Herringbone



Oggie Flooring
Puro Earth Versailles



Dulux
Custom Ombre Paint



Ingo Maurer
Porca Miseria!

08

BRIEF

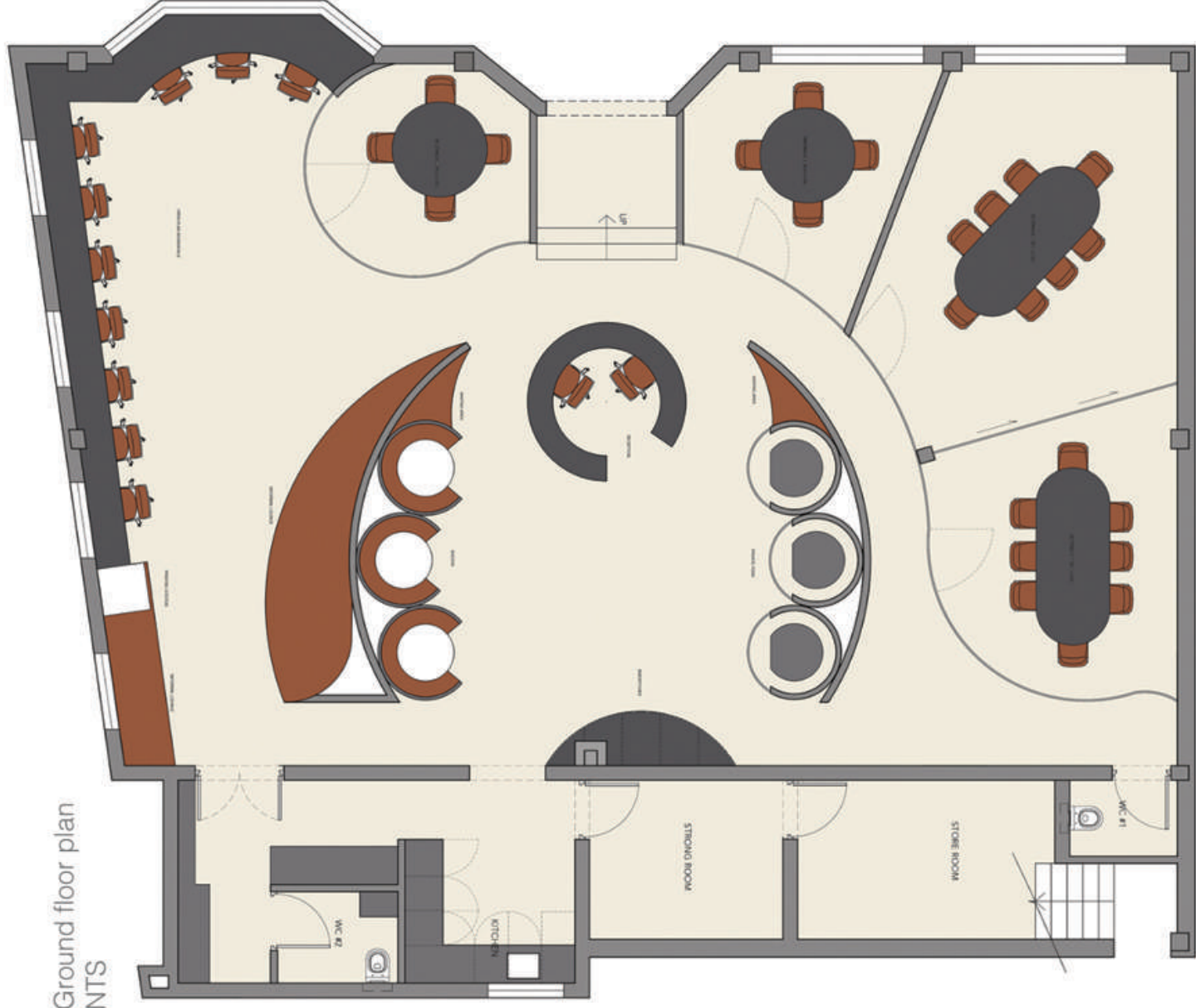
Design an exclusive, playful, members-only work environment to be shared by like-minded creative professionals.

The space must include a reception and waiting area with an informal kitchen, a selection of differently sized meeting rooms including privacy pods, and a large open-plan workspace.

CONCEPT | Co.Create

A co-working space for creatives to come together and design in a space that is productive yet comfortable. The neutral colours and tones create a calming space for contemplation, allowing creativity to burst into life. Subconsciously, our brains prefer curves and we are more comfortable in spaces without sharp lines and edges. The circular shape of this office space contributes to a sense of well-being and an easy flow of movement throughout.





Axonometric



First impression



Privacy pods



Privacy pods interior



Bar and booth seating



Reception and waiting area



Lounge



Co-working space



4 man office interior



4 man office exterior



Co.Create

Reception



Krono Eggshell Oak laminate flooring



Cosentio, Silestone Eternal Marquina



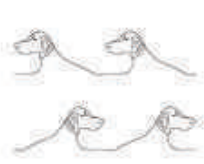
Brick tile CTM



Woodheads upholstery leather in Butternut



Custom geometric fabric



Custom line drawing fabric



Replica Eames padded mid back office chair in tan



Sapzio Band light



Eurolux white pot light

Open plan workspace



Krono Eggshell Oak laminate flooring



Cosentio, Silestone Eternal Marquina



Replica Eames padded mid back office chair in tan



Eurolux white pot light

Meeting rooms



Krono Eggshell Oak laminate flooring



Cosentio, Silestone Eternal Marquina



Brick tile CTM



Custom Silestone top table



Woodbender Kariba Chair



Bo Concept Handle Me pendant light



Eurolux white pot light

Lounge



Krono Eggshell Oak laminate flooring



Real Steel aluminium



Woodheads upholstery leather in Butternut



Custom geometric fabric



Custom line drawing fabric



Eurolux white pot light

Bar/Kitchen



Krono Eggshell Oak laminate flooring



Cosentio, Silestone Eternal Marquina



Brick tile CTM



Woodheads upholstery leather in Butternut



Real Steel aluminium



Sapzio Band light



Eurolux white pot light

Privacy pods



Krono Eggshell Oak laminate flooring



Cosentio, Silestone Eternal Marquina



Woodheads upholstery leather in Butternut



Eurolux white pot light

09

BRIEF

Design an apartment for a young, creative city couple, with the aim being that it will eventually become an investment property.

The interiors must be beautiful, contemporary and on-trend, but classic and comfortable. Adhere to the client's love of clean lines, edgy design and a feeling of space and airiness.

CONCEPT | FOUR ON O

This young design savvy couple bought this apartment to live in but with an eye to it becoming an investment property in the future. They have an eye for quality, so the bones of the apartment are neutral, simple but luxurious. The high end materials incorporate terrazzo flooring throughout, an oak and Caesars stone kitchen and high end bathroom fittings, these materials will stand the test of time and appeal to any future renters or buyers. On top of this they have added their own personality with beautiful art and furniture with strong and bright pops of colour, which makes the space exciting but easily changeable. Most of the furniture items are design classics and will be just as relevant in the future as they are now, while at the same time they are comfortable, giving them a wonderful and relaxed home. As well as being beautiful the apartment is also flexible.

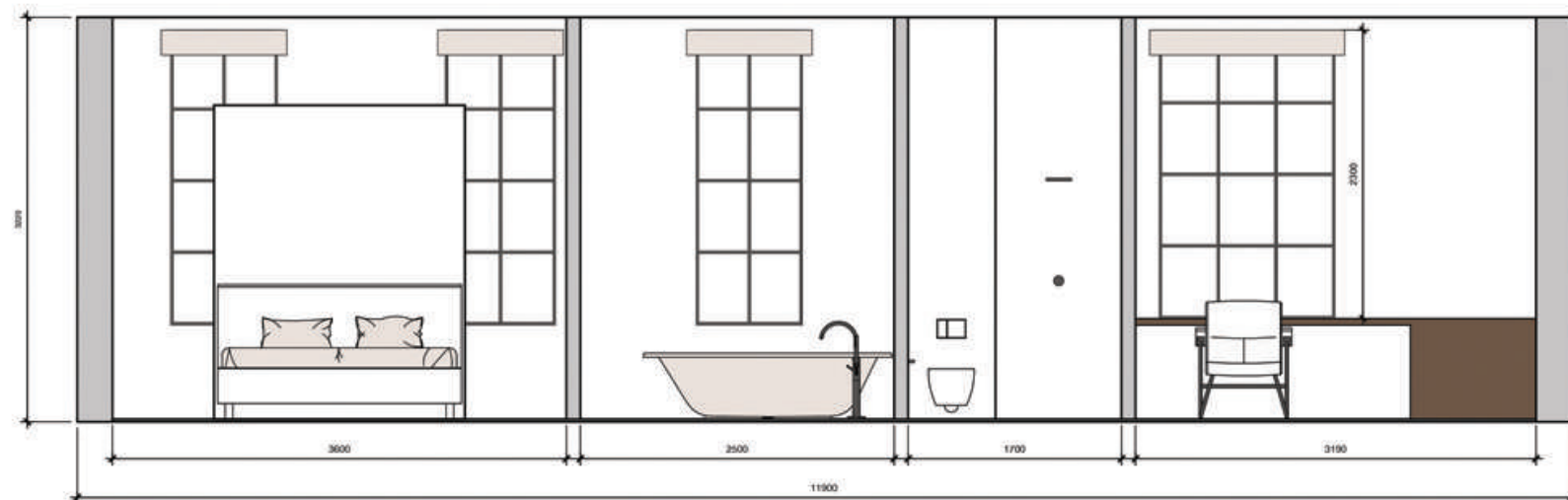


Floorplan 1:50



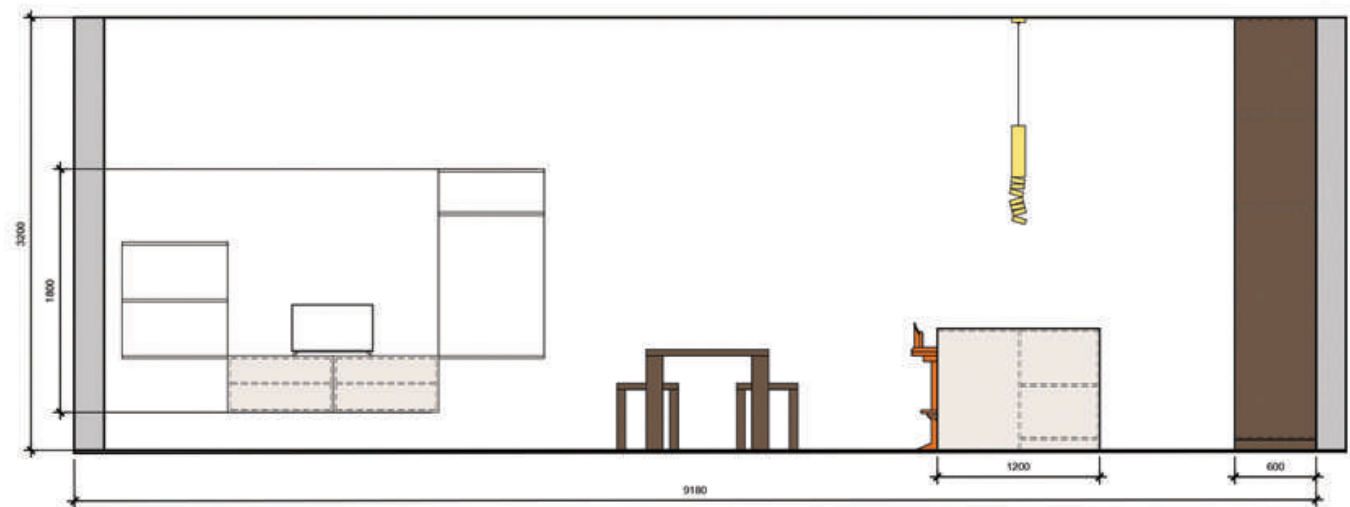
FOUR ON 0
FLOOR PLAN
SCALE 1:50

General elevation BB
NTS



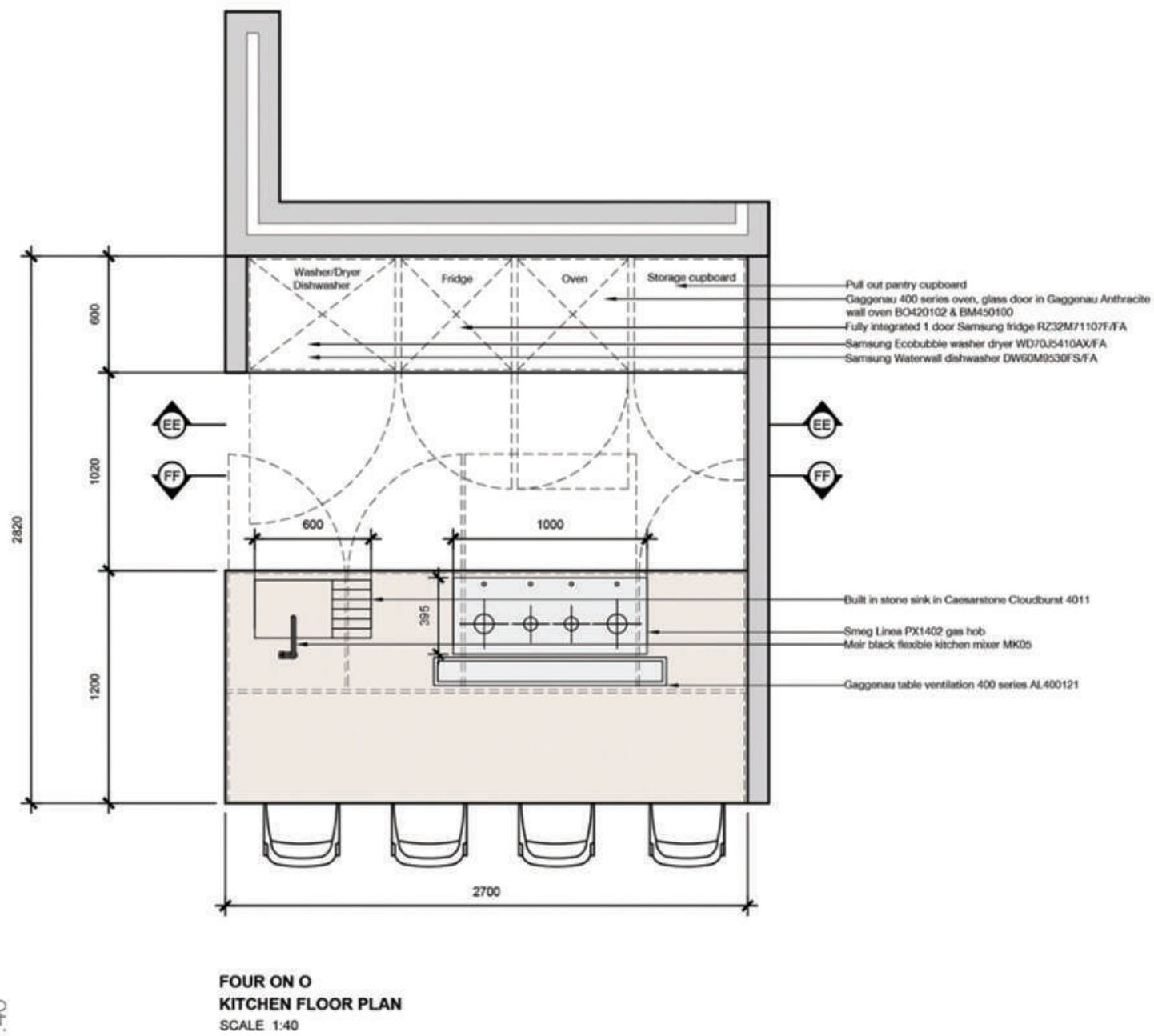
FOUR ON O
GENERAL ELEVATION BB
SCALE 1/50

General elevation AA
NTS

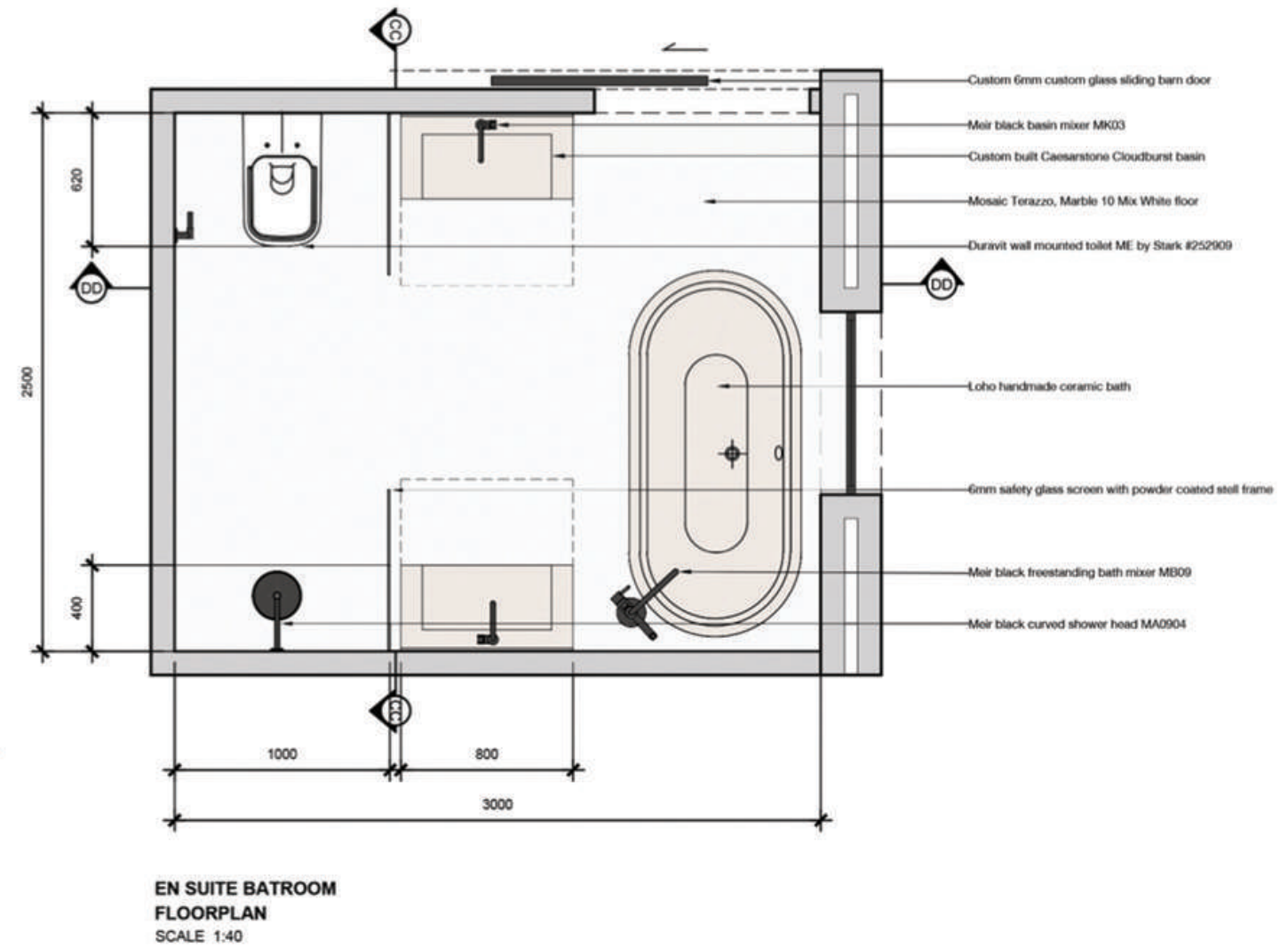


FOUR ON O
GENERAL ELEVATION AA
SCALE 1/50

Kitchen floor plan
1:40

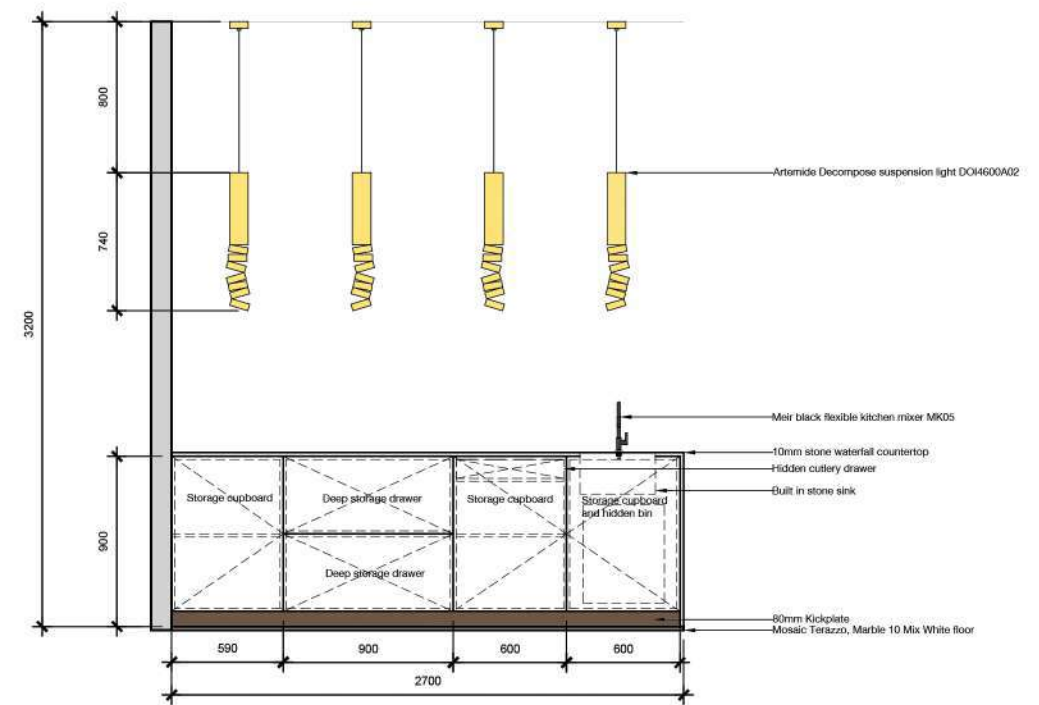


En suite bathroom floor plan
1:40



[illegible]

Elevation FF 1:40



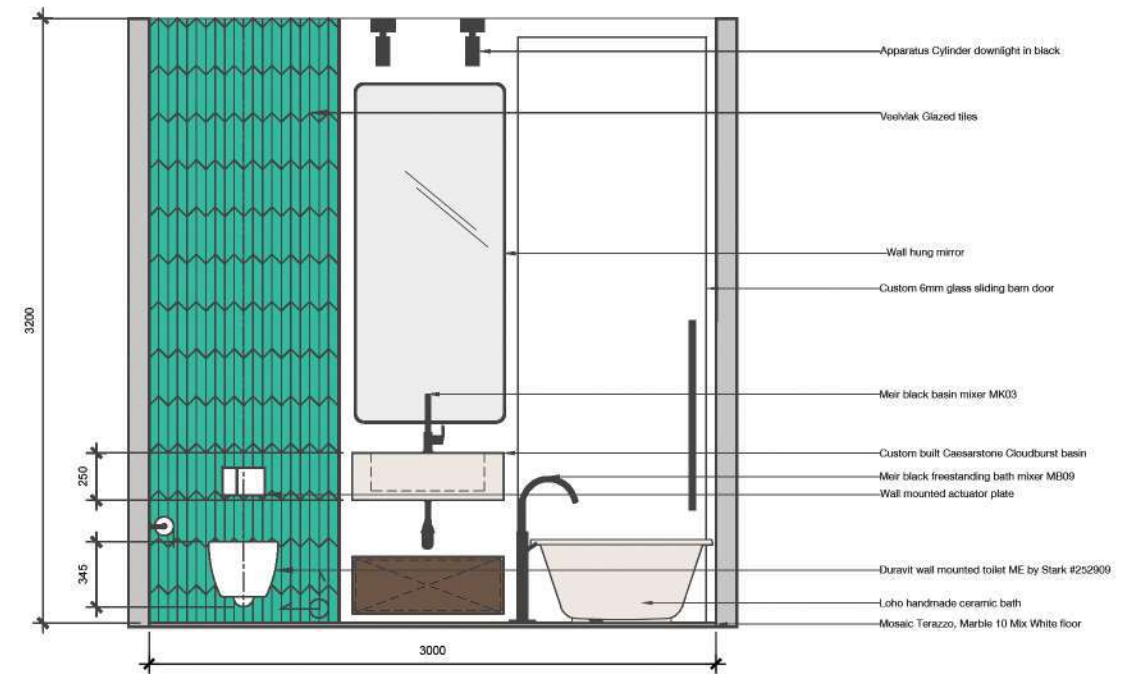
KITCHEN
ELEVATION FF
SCALE 1:40

Elevation CC 1:40



EN SUITE BATROOM
ELEVATION CC
SCALE 1:40

Elevation DD 1:40



EN SUITE BATROOM
ELEVATION DD
SCALE 1:40

Kitchen, dining and living room



Living room



Kitchen



Dining room and kitchen



Kitchen



Living room



Living room to balcony



Balcony



Master bedroom



Office and guest room



Master bedroom



Office and guest room





Four on O

1. Mosaic Terrazzo in Mix White, Marble 10
2. Orange poppy
3. Deep Oak wood
4. Caesarstone Cloudburst
5. Veelvlak Glazed Tile
6. Natural linen
7. Yellow linen
8. Hemisphere by Peter Pharoah
9. Iblil by Peter Pharoah
10. Thinking About Boys by Jody Paulsen

FOUR ON O

Kitchen



Mosaic Terrazzo,
White Mix Marble 10



Deep oak cabinetry



Caesarstone
Cloudburst



Meir flexible
kitchen mixer



Artemide
Decompose Pendant



Lapalma
LEM stool



Samsung Intergrated 1
Door Fridge



Samsung dish washer
with WaterWall



Gaggenau downdraft
extractor 400 series



Samsung Washer Dryer
with Ecobubble




Gaggenau built-in
microwave oven 400 series



Gaggenau built-in oven 400
series

Living/Dining



Mosaic Terrazzo,
White Mix Marble 10



Deep oak cabinetry



Resident Offset
dining table



Ligne Roset Togo sofa



Ligne Roset Togo sofa



Boca Do Lobo small glass
fireplace table



Flos Arco floor lamp



String Furniture customisable
shelving



Thinking About Boys
by Jody Paulsen



Hemisphere by Peter
Pharoah



Ibii by Peter Pharoah



Master Bedroom



Mosaic Terrazzo,
White Mix Marble 10



Deep oak cabinetry



Anthropologie Heatherfield
Bed



Artek A110 Grenade
Pendant


En Suite



Mosaic Terrazzo,
White Mix Marble 10



Deep oak cabinetry



Veelvlak Glazed tiles



Caesarstone Cloudburst



Loho Handmade ceramic
bath



Duravit ME by Stark wall
mounted rimless toilet



Meir Freestanding Round
Bath Mixer with Hand Spray



Meir Curved
Shower Head



Meir Round
Wall Mixer



Meir Round
Mixer Tap



Meir Round Toilet
Roll Holder



Meir Round Robe Hook



Apparatus Cylinder
Downlight

Office/Guest Bedroom



Mosaic Terrazzo,
White Mix Marble 10



Deep oak cabinetry



Eames Aluminum Group
Chair

Guest Bathroom



Mosaic Terrazzo,
White Mix Marble 10



Deep oak cabinetry



Caesarstone
Cloudburst



Duravit ME by Stark wall
mounted rimless toilet



Meir Curved
Shower Head



Meir Round
Wall Mixer



Meir Round
Mixer Tap



Meir Round Toilet
Roll Holder



Meir Round Robe Hook

Balcony



Mosaic Terrazzo,
White Mix Marble 10



Wayfair Meltham Cotton
Chair Hammock



Weylandts Carmel modular
sofa



Plantr Loft planter box

10

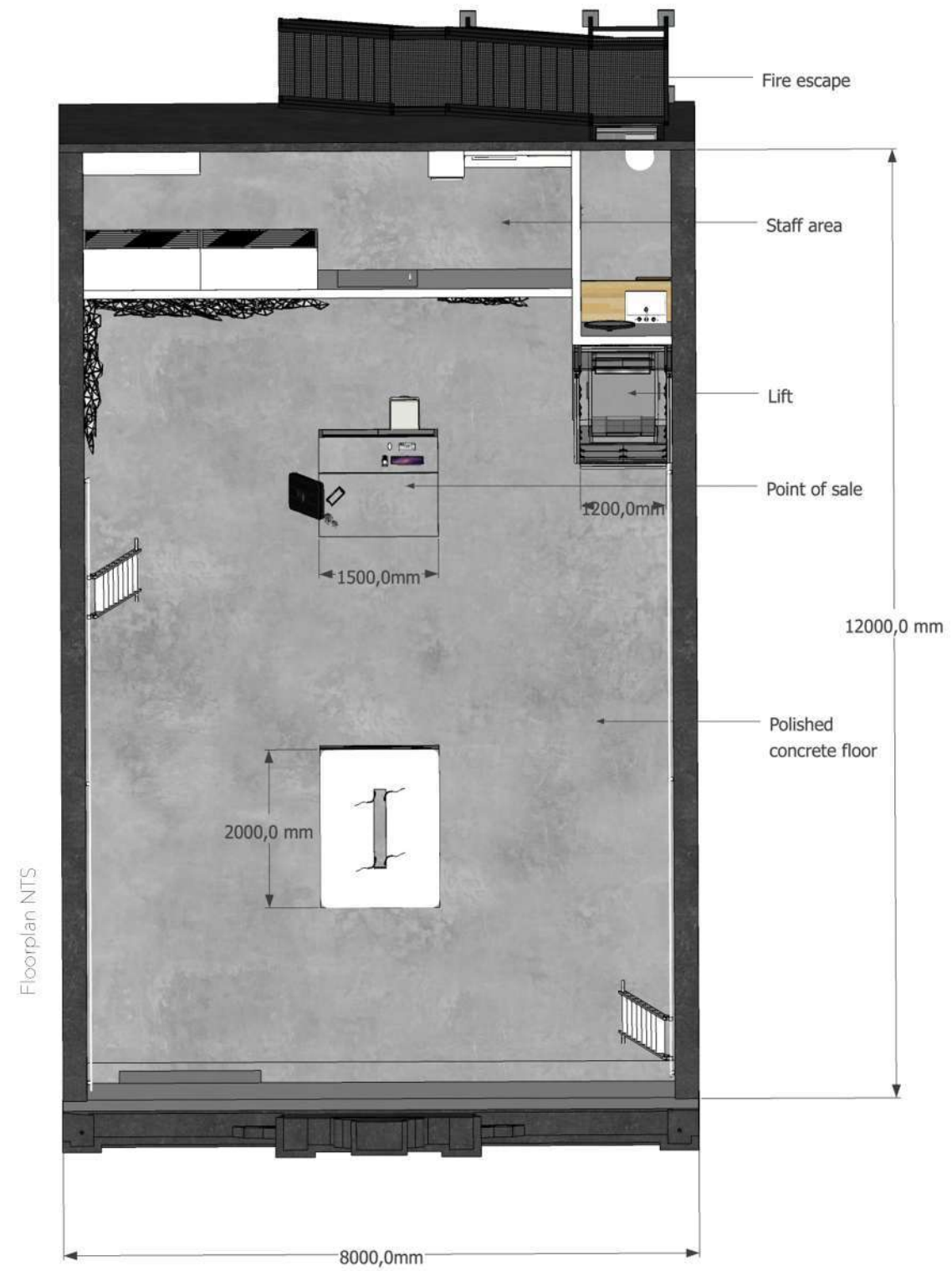
BRIEF

Design an edgy, on-trend retail store that will draw customers due to its uniqueness. It should be memorable and push boundaries, and the layout must suit the product and brand. Visiting the store must be an experience and the displays must be beautiful, functional and enticing.

CONCEPT | FINE TUNED

Fine Tuned is a modern, minimalist guitar shop and studio. The simplistic and low key interior becomes more of a gallery space for the guitars and lets them take centre stage. These are expensive items that deserve to be showcased, and what a pleasure to shop for them in a befitting environment. The addition of the studio enhances the retail space and creates a place where like-minded people can come together to create a musical experience.





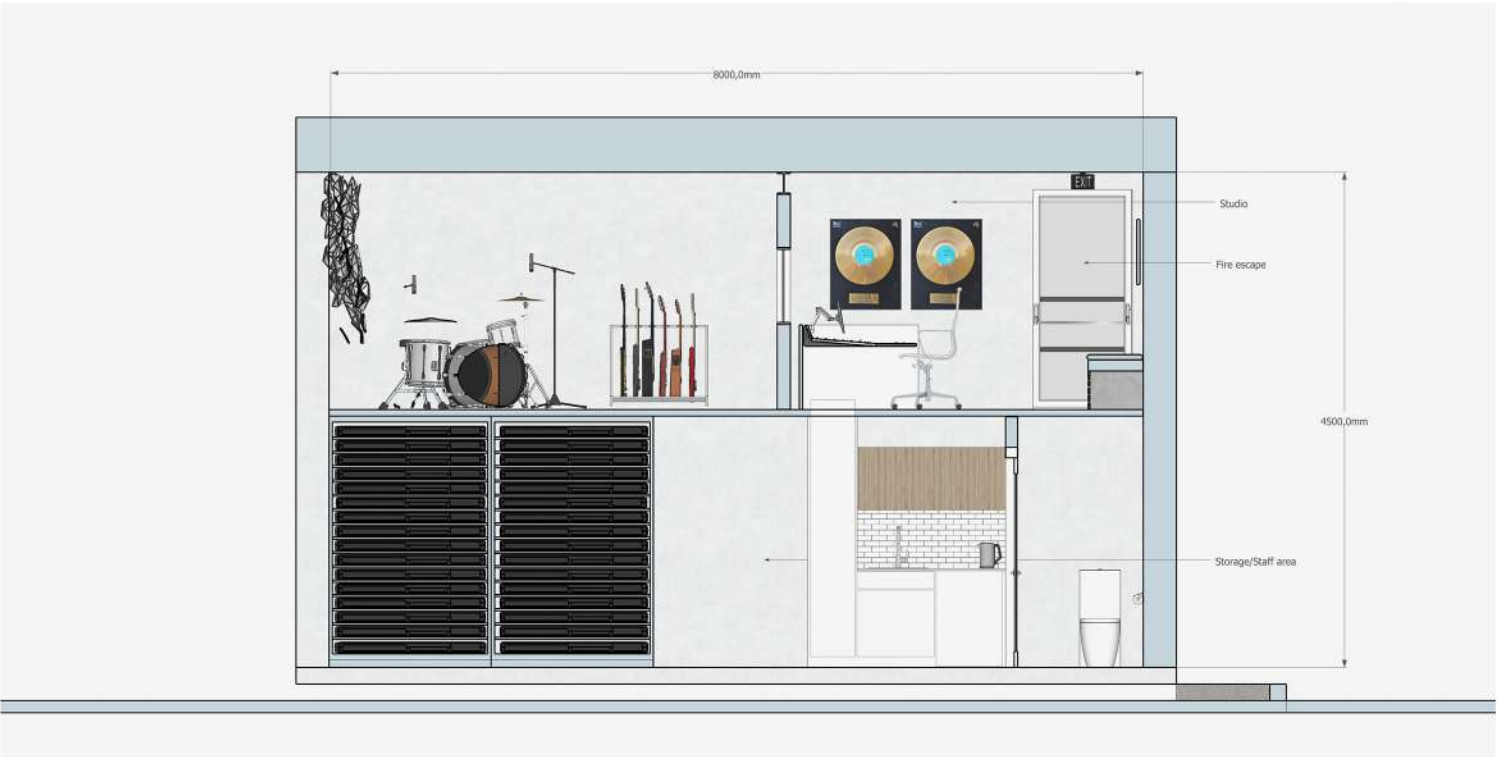
Studio Floorplan NTS



Elevation AA NTS




Elevation BB NTS




First impression



Amp bench, guitar wall and glass lift



Sales desk




Seating with hidden amplifiers for testing the guitars





Mixing studio



Recording studio



FINE TUNED



1. Kvadrat Clouds Panels
2. Cemcrete Cretecote Grey
3. Stucco Italiano Tadelakt Casablanca
4. David Knott Cement Cube Lights
5. Tortex Yellow Guitar Pick
6. Styleway Lico Kork Mono White
7. The Rug Company ZAP
8. Lapalma LEM Stool
9. Cemcrete Renocrete Pebble Black

Main Floor



Cemcrete Cretecote Grey



Stucco Italiano Tadelakt Casablanca



Flos Super Line & Pro Light



Morgan Ellis Altura Diamond Traction Lift



MWE Klassik Hook Ladder



Custom Polished Concrete and LED Light Pay Point



Custom Polished Concrete and LED Light Bench



Kvadrat Clouds Panels

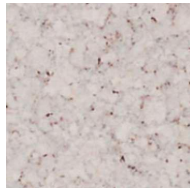


Lapalma LEM Stool



D&A Guitar Wall Hanger

Studio



Styleway Lico Kork Mono White



Stucco Italiano Tadelakt Casablanca



Kvadrat Clouds Panels



Flos Find Me Spotlight



The Rug Company ZAP



Custom Polished Concrete Bench




Eames Aluminum Group Executive Chair

Staff Area




Cemcrete Cretecote Grey



Custom Shelving



Flos Find Me Spotlight



Ceasarstone Pure White Worktop



Hansgrohe Focus Swivel Tap



Franke Kubus Sink



Weylandts Hubba Mirror



Duravit Stark 1 Washbowl



Duravit Wall Mounted L-Cube Vanity



Duravit Stark 2 Toilet

11

BRIEF

This is your first SketchUp project. Your two young entrepreneurial clients have noticed a gap in the market with the imminent approach of level 4 Covid restrictions for an order in/takeaway restaurant.

Using their two recently purchased shipping containers, design a young, fresh and vibrant space as well as choosing the theme and menu. Bear in mind social distancing, the ability to eat inside and out and space for delivery vehicles.

CONCEPT | U.ORDER

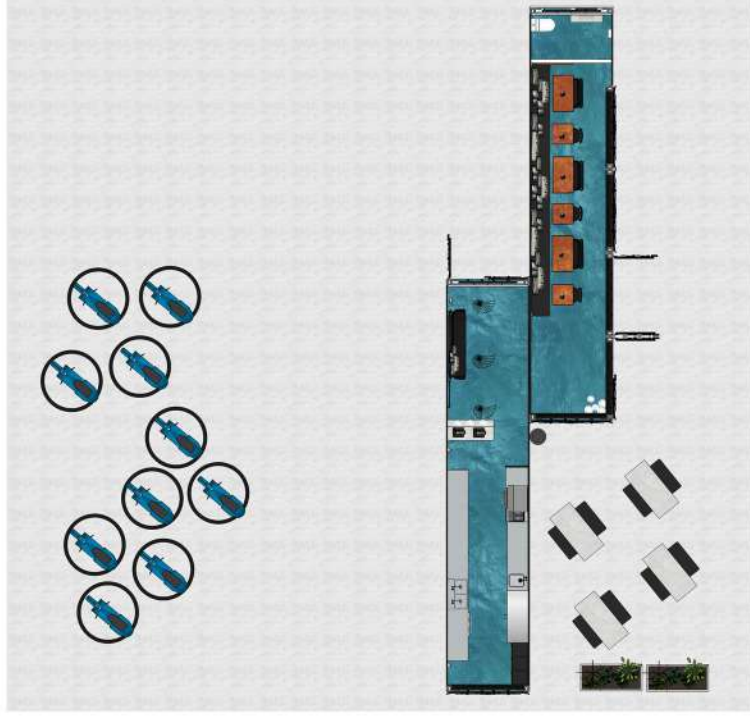
U.ORDER is a modern fish and chip restaurant situated on Collier Jetty at Cape Town's waterfront. The two containers have been placed in an offset parallel design, one used as the restaurant and the other as the kitchen and order area.

Externally the building is stunning, covered in metal fish scales, with both containers linked together by dramatic corten steel sun shades, two of these being used as areas for parking of delivery vehicles.

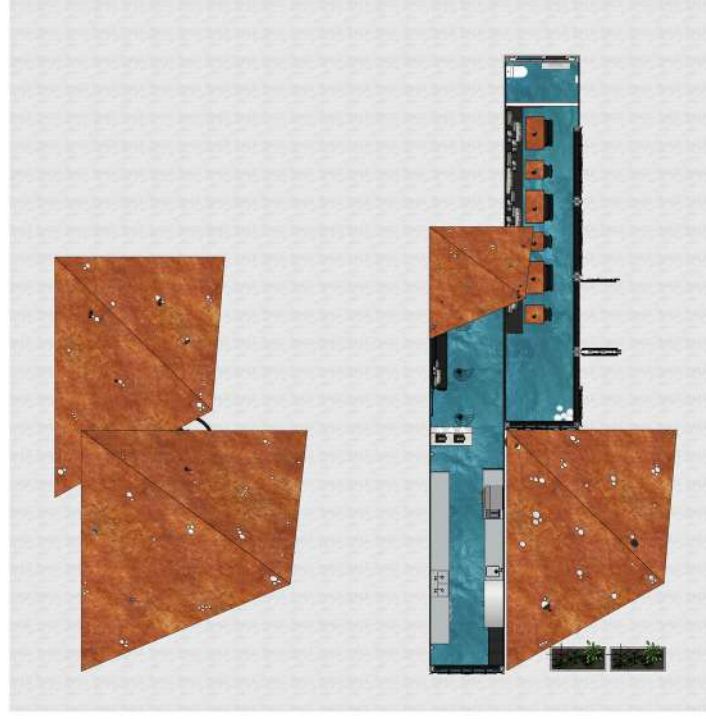
Internally, an acid washed concrete floor is eyecatching but also easy to clean. The outside scales are repeated on the walls, and the container doors have been modified with large glass panels to allow easy access between inside and out.



Floorplan without sun shades NTS



Floorplan with sun shades NTS



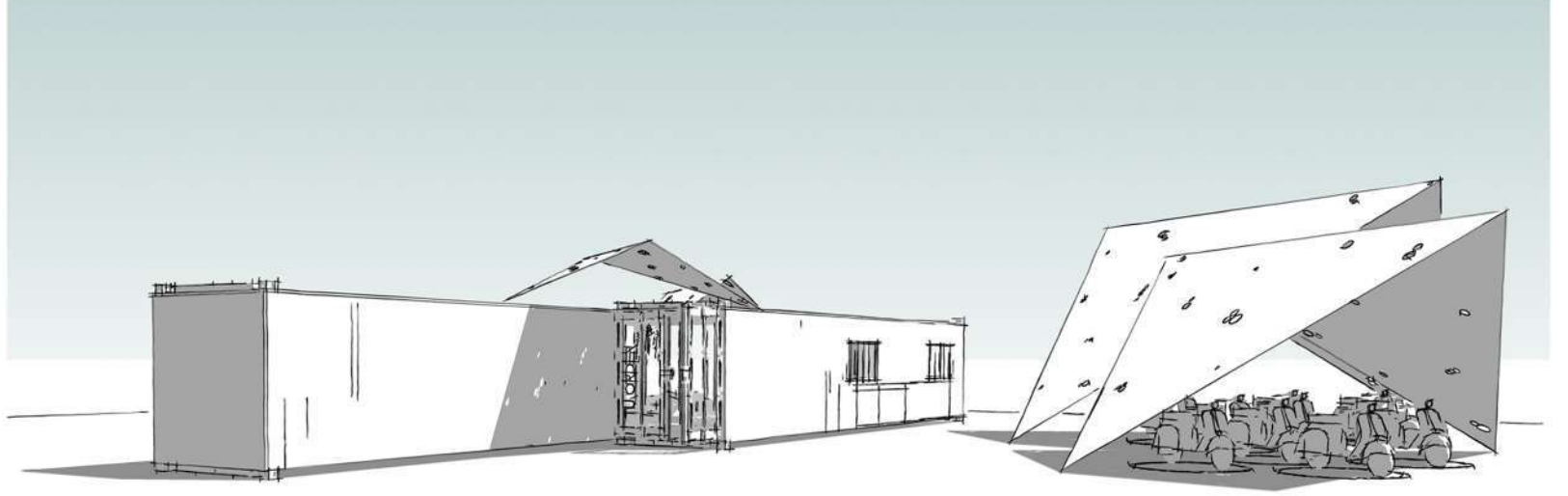
Exterior building view



Entrance



Exterior view with delivery parking



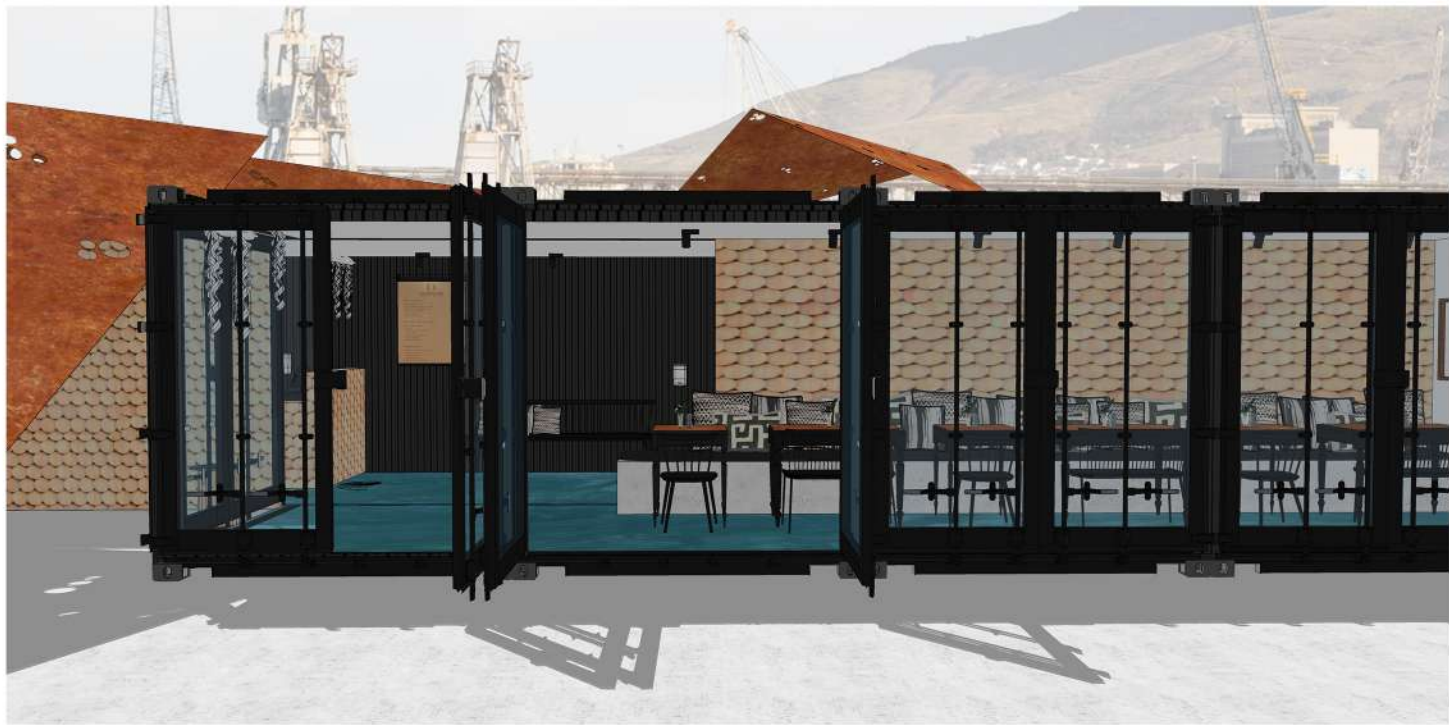
Bench seating



Bench seating with doors to exterior



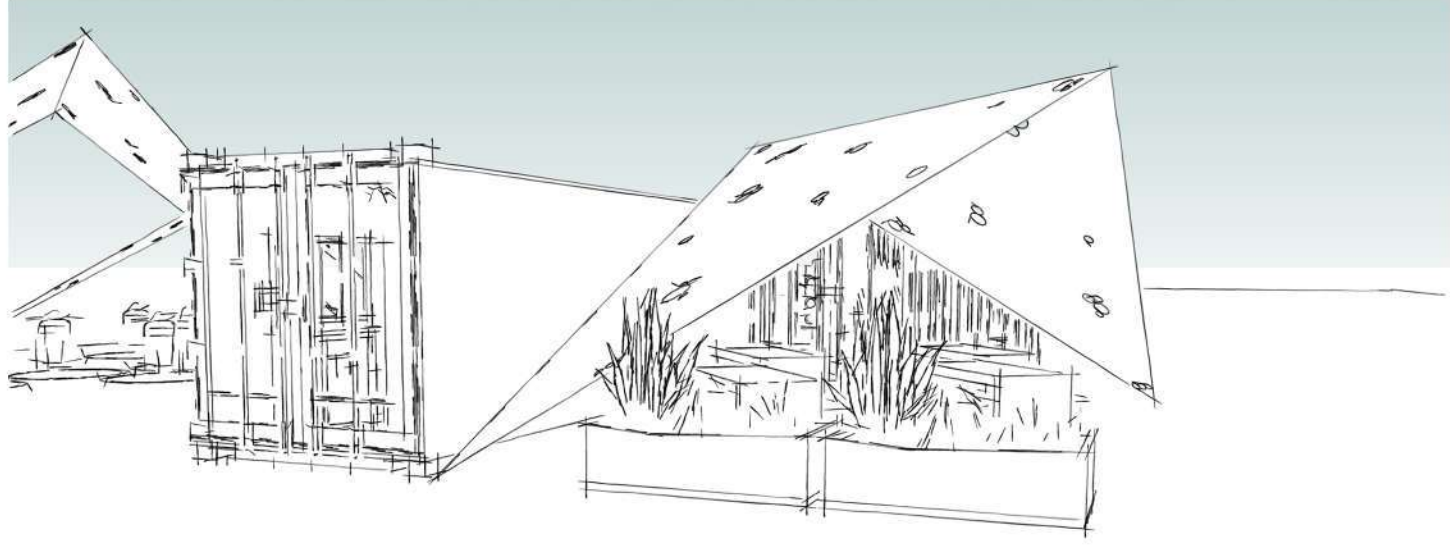
Exterior view of indoor seating




Exterior view of kitchen entrance



Exterior view of kitchen entrance



Exterior seating



12

BRIEF

Design and create a 'capsule for living' for a renowned designer of your choice, and use them as inspiration having researched their work and design style.

Design a space for living, eating sleeping, washing and relaxing, and create a sanctuary. Remember to bear in mind the position of the apartment in relation to the elements, such as the sun and the wind which are both very relevant in Cape Town.

CONCEPT | 16 MURRAY

Rose Murray is an internationally recognised interior designer, her piece de resistance being Hide, a Michelin star restaurant in London's Green Park. I used this restaurant as inspiration for her apartment located at 16 Fulham Road, Bakoven, because it includes all the things she loves, such as organic shapes and materials, natural products, including wood and clay that celebrate our connection to nature, and a neutral and soothing palette.

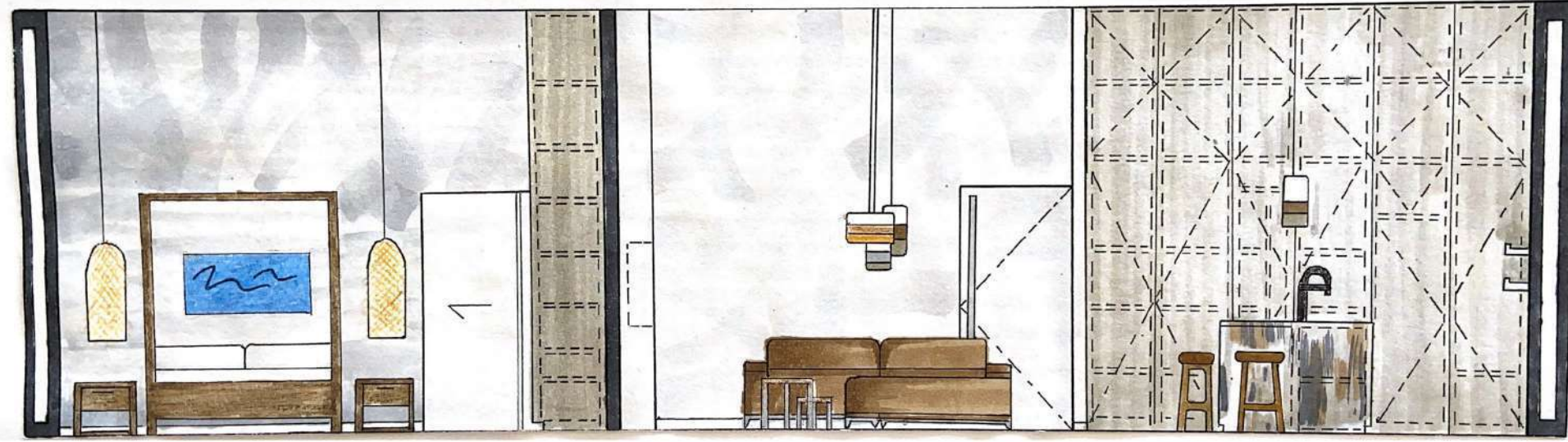
I wanted to give her an apartment that was a luxurious and comfortable space, but with a simplicity that would enable her to relax as soon as she walked in the door after one of her many work trips overseas. For this reason it also needed to be easy to maintain, almost a lock up and go. With the ocean views, sunsets and tranquility of Bakoven I thought this would be the perfect spot.



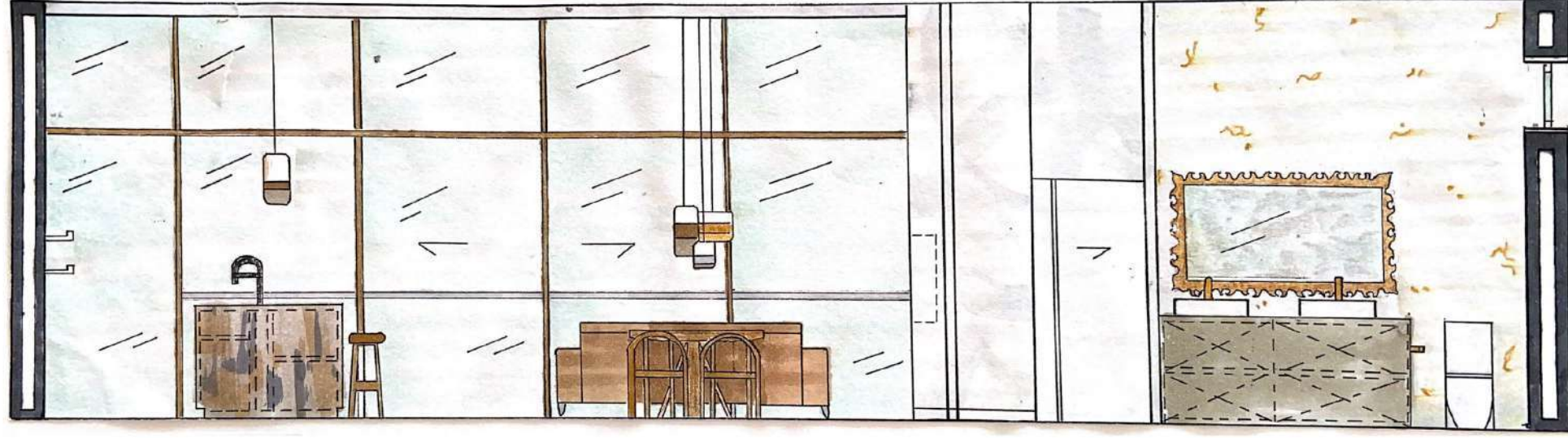
Floorplan 1:50



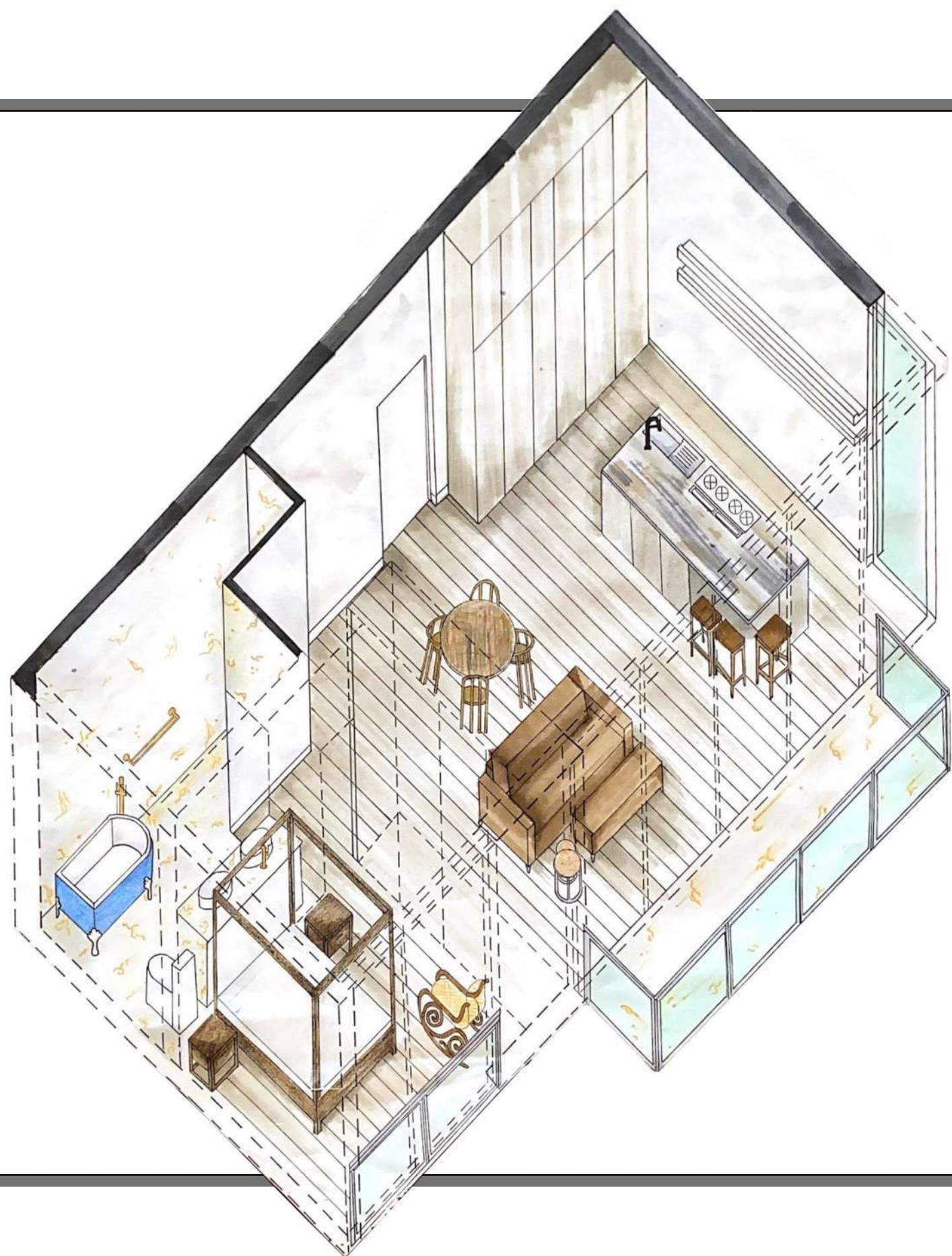
Elevation A 1:50



Elevation B 1:50



Axonometric 1:50



13

BRIEF

The Constitutional Court, the guardian of The Constitution, has eleven chairs for the eleven judges who uphold and defend the South African Constitution. Design a 12th chair to represent the people's seat of power as Guardians of Constitution, to express their values and from which they can speak boldly to those in power.

The design must give a feeling of comfort and empowerment, regardless of race, class, gender, sexual orientation, culture, ethnicity or age who uphold the values of the Constitution. Think about it being the seat from which the People can speak boldly to those in power.

CONCEPT THE PROTECTOR

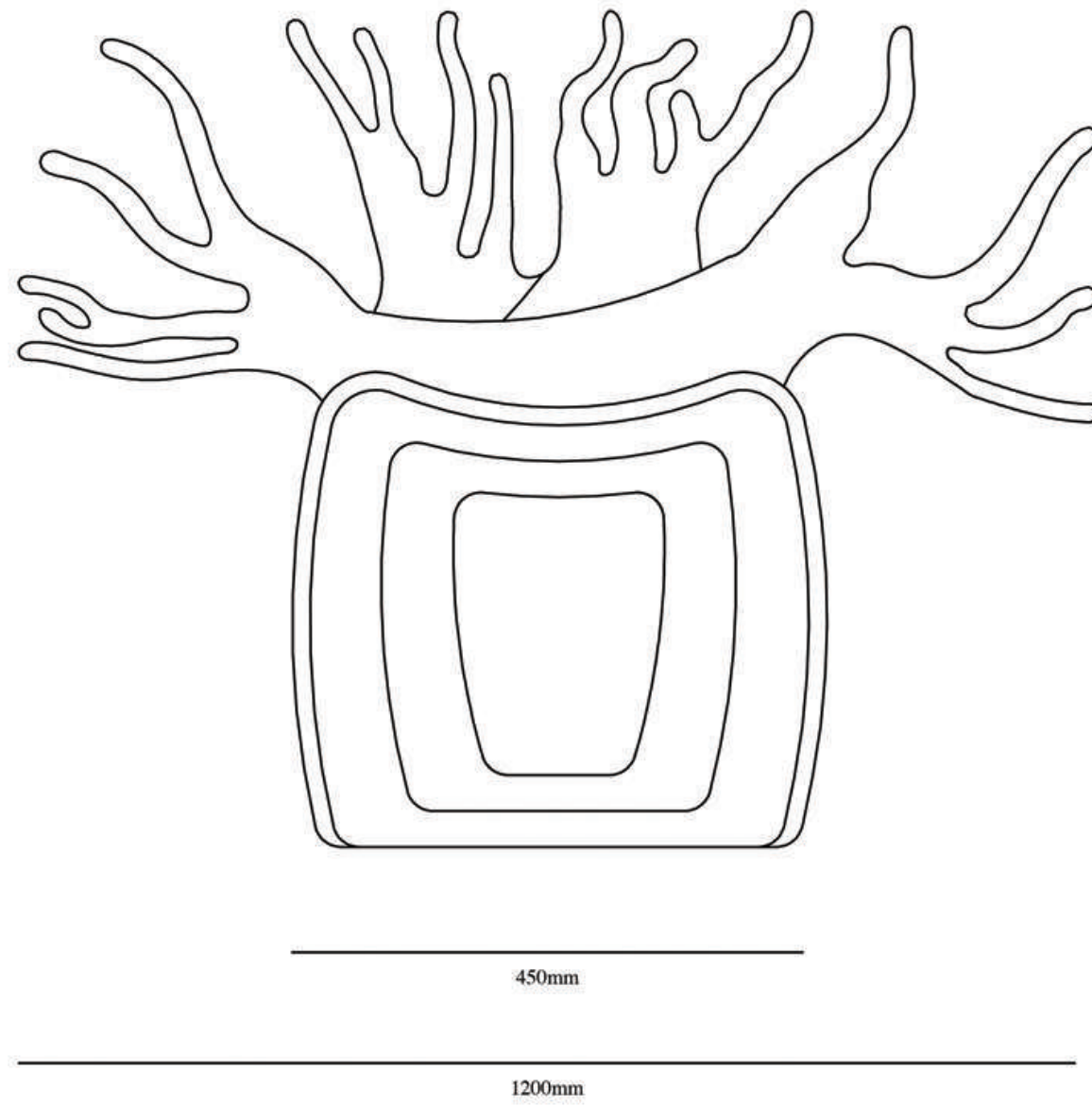
What could be a more iconic symbol for the design of a chair to represent the people of South Africa than the Baobab tree? Growing and living in some of the harshest environments of our country, this tree is a reflection of the strength and resilience of all our citizens, our ability to have weathered a turbulent history, and the power to go forward as one with a voice that will be heard.

Known as The Tree of Life, The Baobab can live to over a thousand years old, provides shelter within its huge trunk, and is a source of food, clothing, and water for both humans and animals alike. It's bark is fire-resistant, and the tree conditions the surrounding soil, filling it with nutrients and helping avoid erosion.

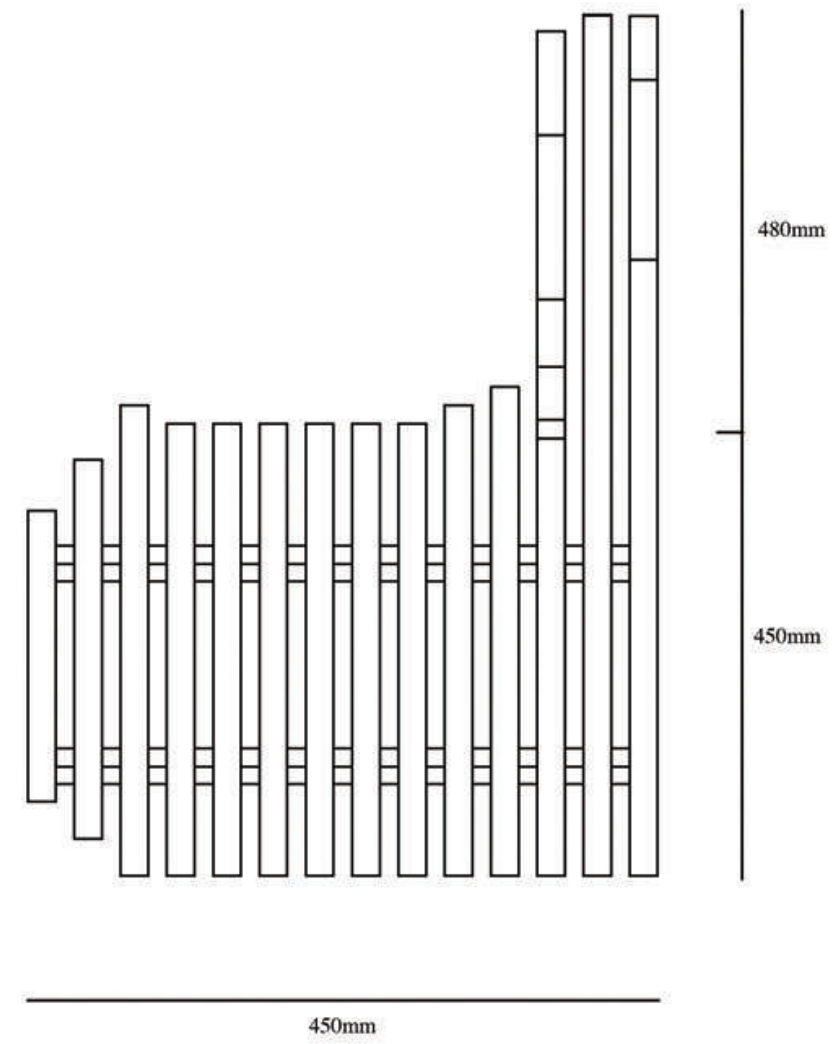
The tree is a metaphor to show not only the power of our voice but also our guardianship of our own land. Translating this into a chair, I have chosen the solidity and natural nature of wood. It is constructed of fourteen layers to represent the diversity and many stratas of the whole nation. The seat envelops you while the branches rise above, giving a sense of security and protection. It's nature is very organic but it has a vital presence which will make the person who occupies it have a feeling of empowerment and able to take their true place at the Constitutional Court.



Front view
NTS



Side view
NTS



Angled view



Front view



Side view



14

BRIEF

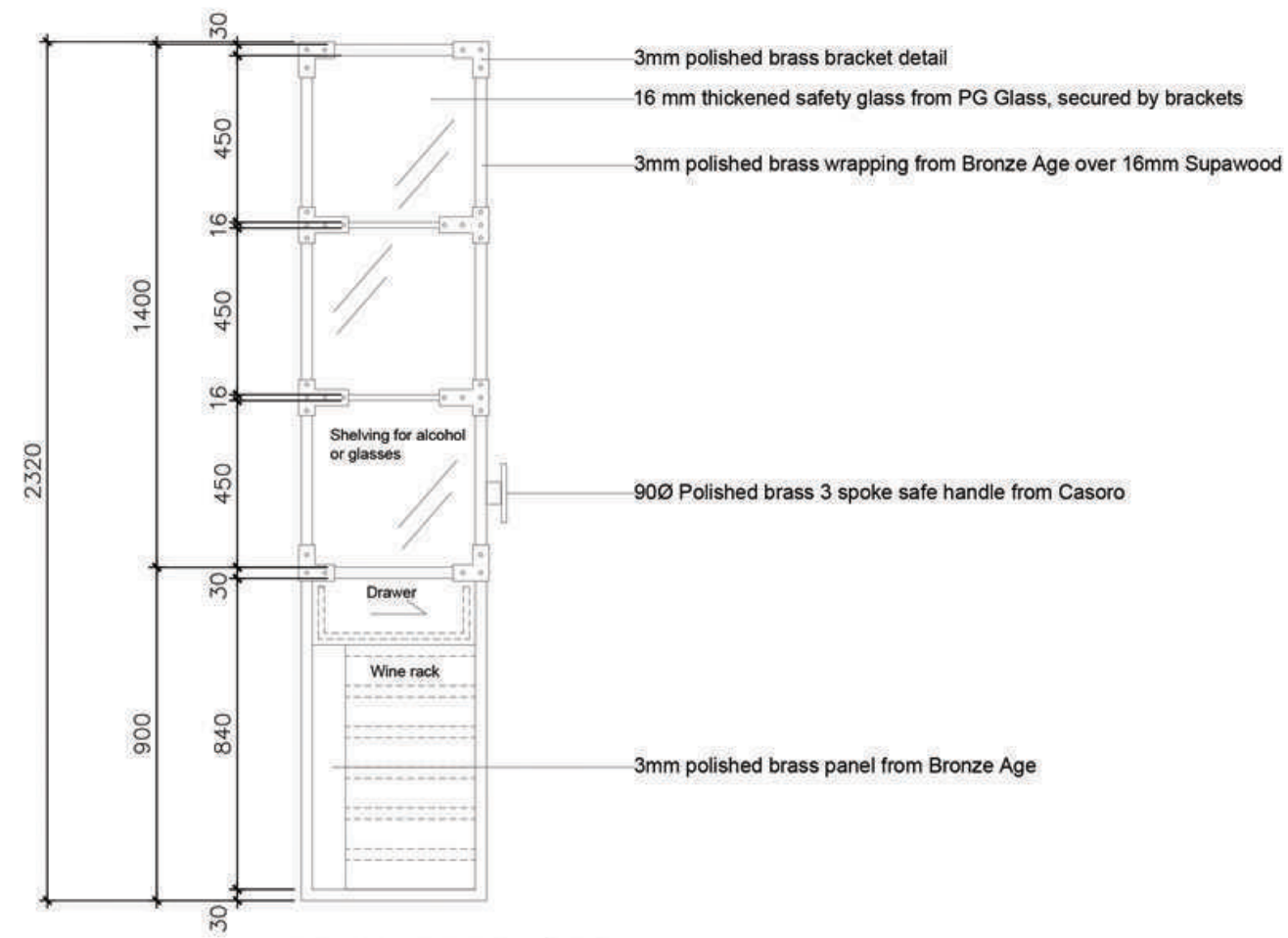
Design a free-standing drinks cabinet which must include a bar fridge or wine cooler, either concealed or exposed, and drawers for storage of smaller items. There must be storage for alcohol and glasses, and an area for pouring drinks and holding ice buckets etc., as well as space for a small dustbin. 2500mm x 700mm is the maximum footprint of the unit with a maximum height of 2400mm and a minimum height of 900 mm.

CONCEPT The Vault

My vision for this drinks cabinet was to give it the look of a safe and so I called it The Vault. It has an industrial feel but at the same time it is still very luxe due to the materials used. The main body of the cabinet is made of brass, with the wine fridge built in, whereas the bottles and glasses are displayed on glass shelves above to give sparkle and lightness. All the fittings, such as the brackets and handles, are gold, and the handles are fashioned after vault door dials.

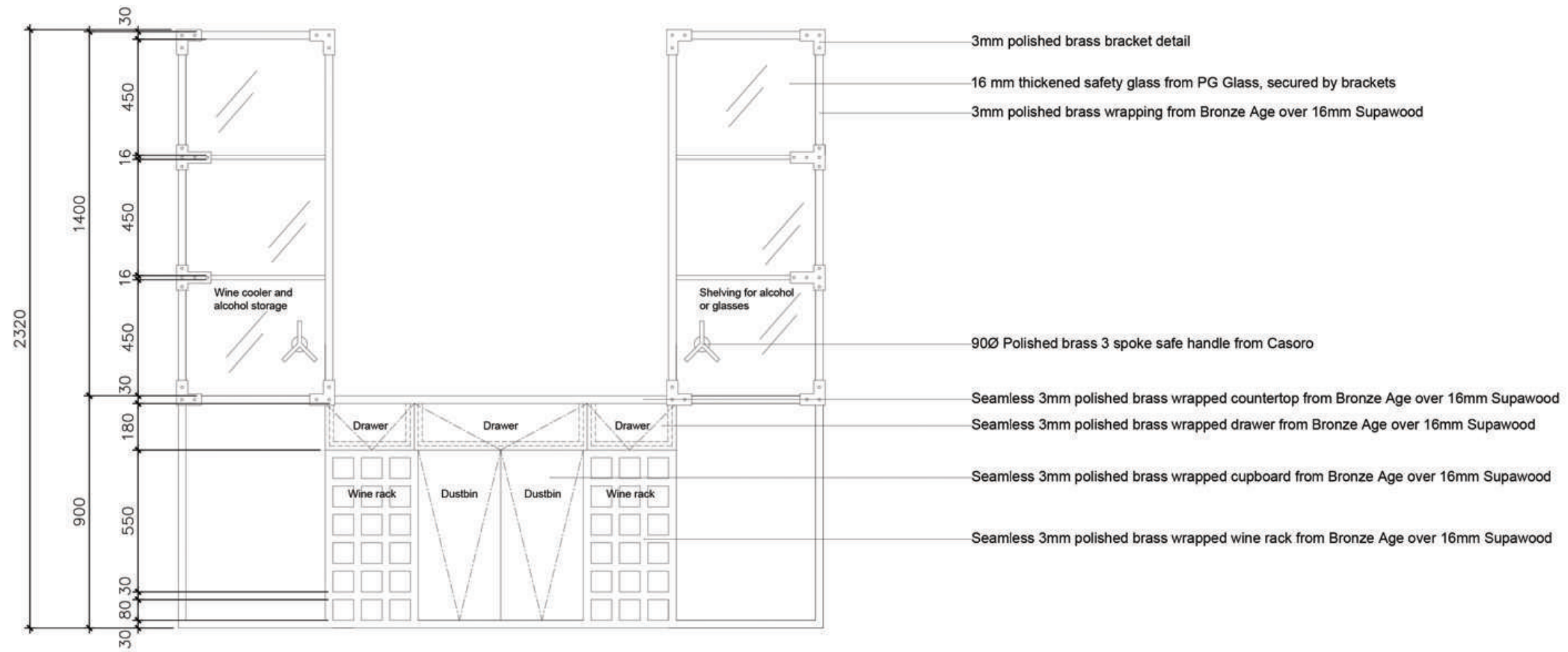


Side view
1:20



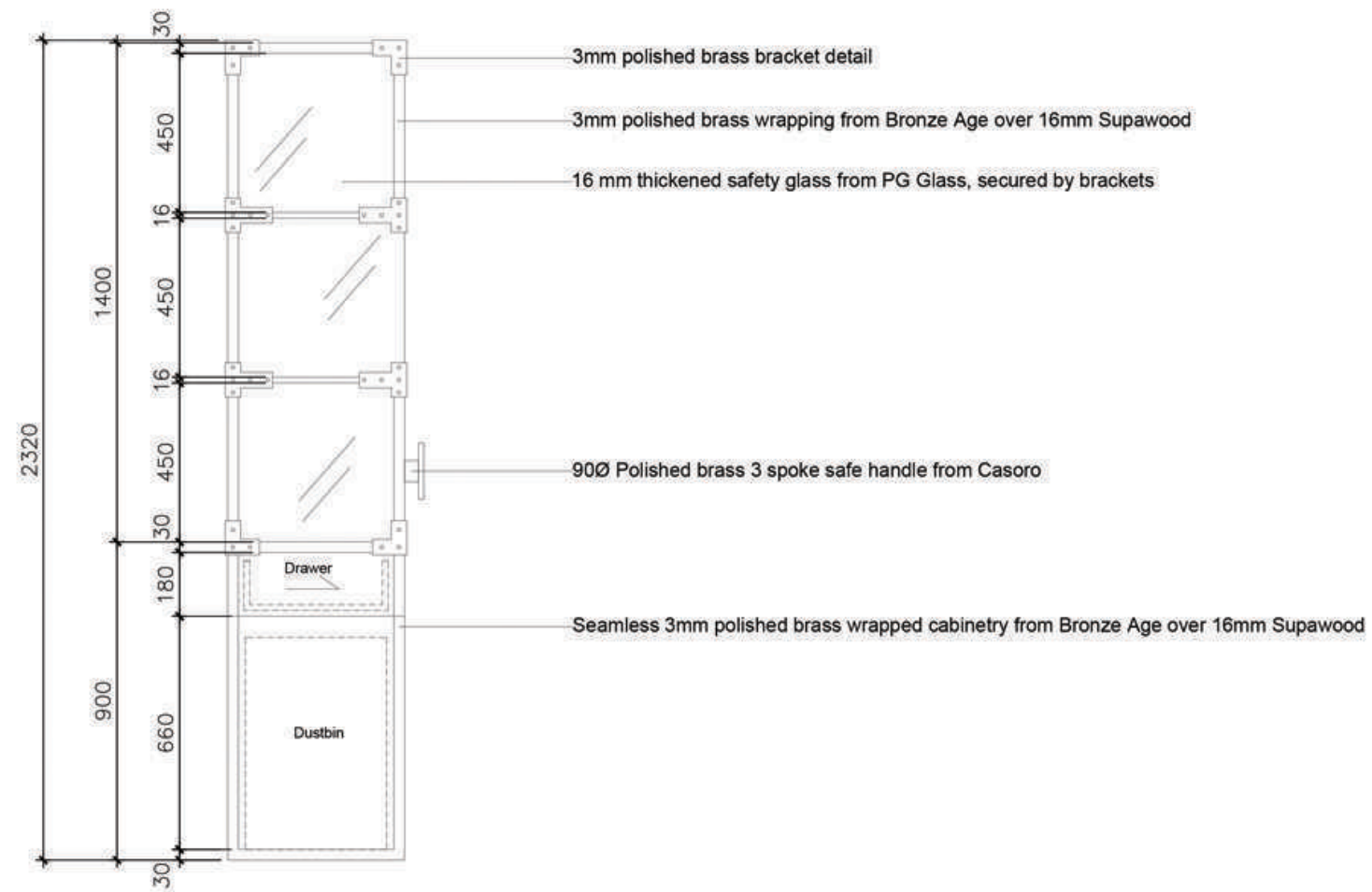
The Vault Drinks Cabinet
Side View
1:20

Front view
1:20



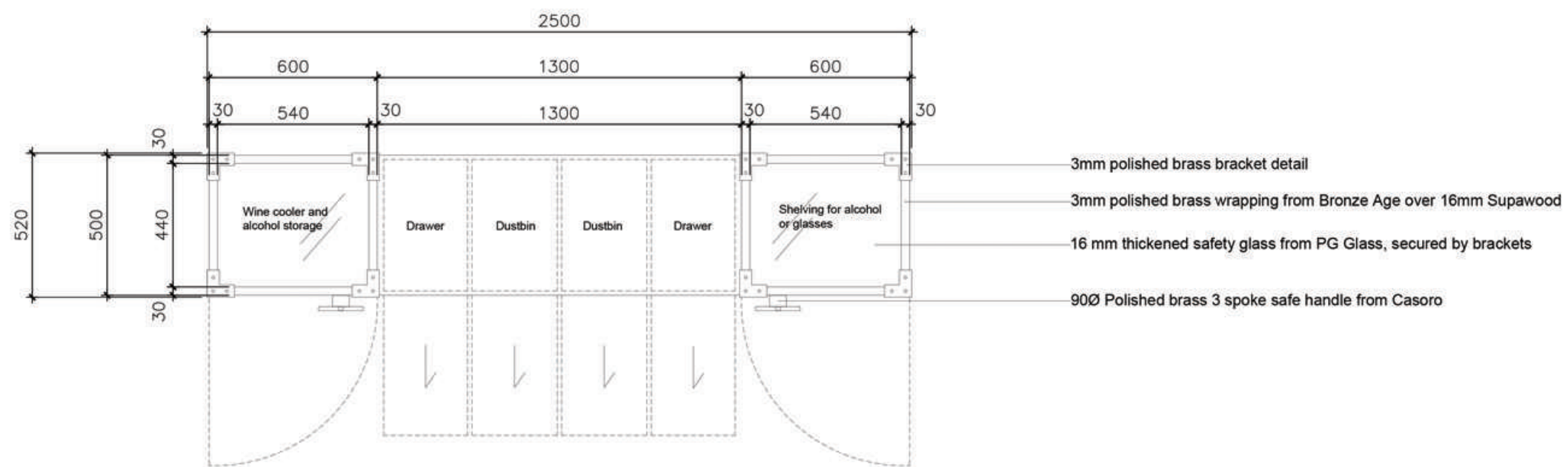
The Vault Drinks Cabinet
Front View
1:20

Section cut
1:20

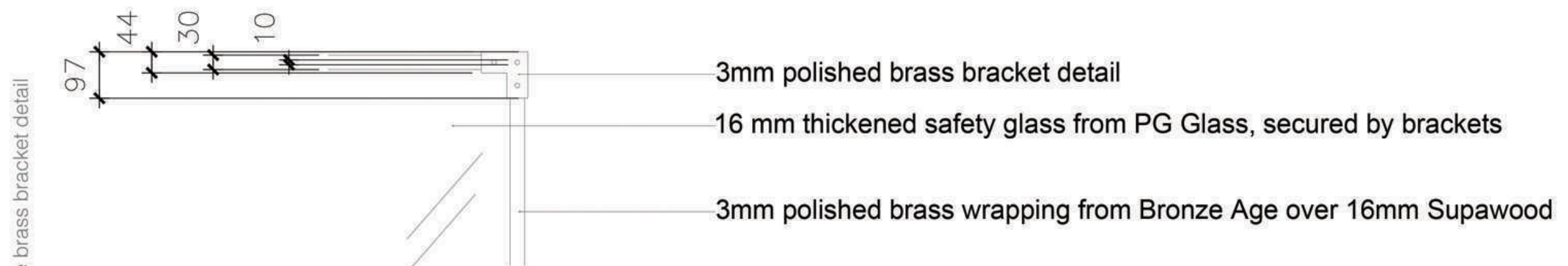


The Vault Drinks Cabinet
Section Cut
1:20

Plan view
1:20



The Vault Drinks Cabinet
Plan View
1:20



The Vault Drinks Cabinet
Detailed front view of the brass bracket detail
1:10

Detailed front view of the wine rack
1:10



The Vault Drinks Cabinet

Detailed front view of the wine rack

1:10

15

BRIEF

Create a bespoke, functional piece of furniture for the home with a beautiful story behind it. Use this as an opportunity to transform discarded and forgotten pieces into something marvellous while encouraging an eco-conscious outlook on design.

CONCEPT | KITE by spilt milk

An upcycled coffee table made from a kite, BMX bike wheels and a metal frame. The airy feel and the transparency of the table pays homage to the origins of the upcycle. The lightweight movement of the kite and the bike, and their circular shapes have been translated and reinstated into the design.



Measurements



Top view



Table top with spokes



Close up table top



Legs



16

BRIEF


To design and create a working pendant light inspired by the design of our own eclectic restaurant (02 Provoker). Be free to experiment with any materials and techniques, choosing to place the light in an area of our choice within the design.

CONCEPT | Twinkle

An exposed bulb surrounded with shards of crystal-encrusted Perspex, which throw showers of light across the room.



Inspiration




Materials




Silver half sphere globe



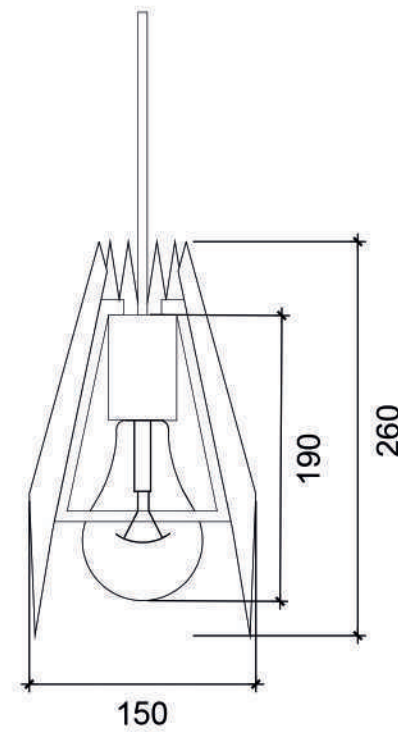
Double ferrule gunmetal lamp holder




Round silver glitter electric cable



Crystal/crushed stone



Elevation 1:5



Plan 1:5



17



BRIEF

Create a textile design in a 200mmx200mm block, taking into account running pattern repeats.

CONCEPT | MAPPED

Inspired by the map of world-wide flight paths, this design has a light airy feeling, and the colour is reminiscent of the sky.





18



BRIEF

Create a textile design in a 200mmx200mm block, taking into account running pattern repeats.

CONCEPT | PURE SHAPES

This is a complex geometric pattern in black and white, creating an almost optical illusion. At the same time, it is quite sophisticated and could be used for multiple applications.





19

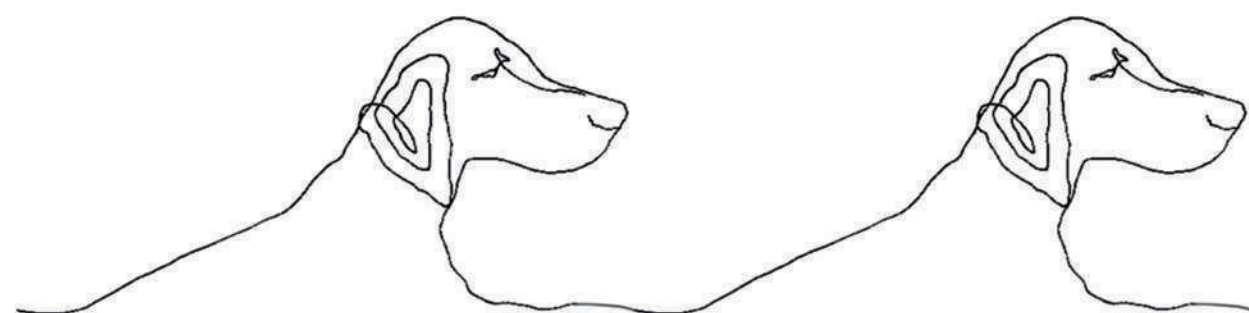
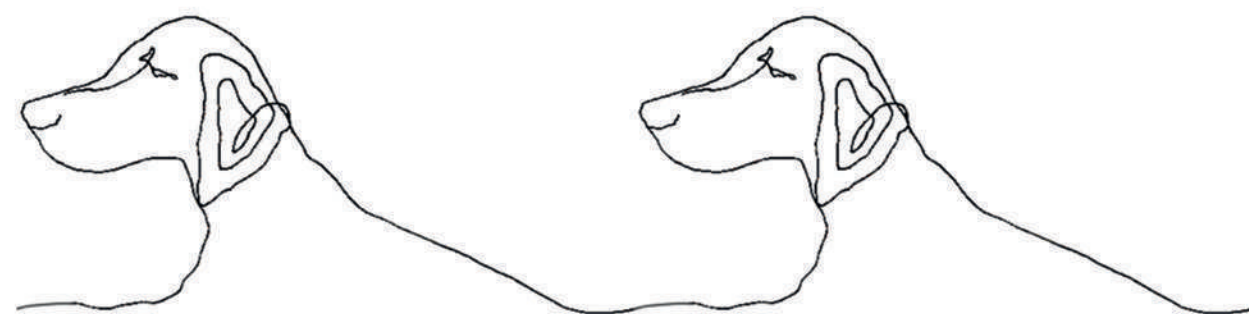
BRIEF

Create a textile design in a 200mmx200mm block, taking into account running pattern repeats.

CONCEPT | DELILAH

This is a very simple line drawing by hand of a dog's head and shoulders. Each line is staggered and reversed, giving the pattern lightness and movement. This is a fabric suitable for both adults and children. This was inspired by my German Pointer, Delilah.





20

BRIEF

Create a textile design in a 200mmx200mm block, taking into account running pattern repeats.

CONCEPT | TUTTI FRUITY

Taking inspiration from the Buddha's Hand fruit, this pattern has a 60's retro feel. The bright yellow and orange brings a fun and vibrant feel and are also reminiscent of that period.



