



PRIYANKA SONI VERMA



PRIYANKA SONI VERMA



CONTENTS

★ 1.1	H-01 – RESORT DESIGN
1.2	GMUNDER – COMMERCIAL DESIGN
★ 1.3	CAESARSTONE 2025- RESPIRENTIA
1.4	FINSBURY COURT - APARTHOTEL
★ 1.5	ALWAYS WELCOME COMPETITION
1.6	PG BISON 2024 - LABYRINTH
★ 1.7	CAESARSTONE 2024 - IMIFULA
1.8	OBJECT DESIGN - SMARAN
★ 1.9	C'EST SI BON - VILLA DESIGN
2.0	SURFACE DESIGN
2.1	APARTMENT LOISEAU
2.2	TECHNICAL DRAWINGS
★	<i>Signifies project of merit</i>



1.1 H-01

PROJECT TYPE
PROJECT NAME
LOCATION




EXCLUSIVE RESORT
H-01
STANDFORD, CAPE TOWN

YEAR
THEME


2025
AFROFUTURISTIC,
POST-HUMAN LIVING

BRIEF


Design a world-class boutique resort in Stanford that blends luxury with authenticity. Create a space reflecting the site's landscape, culture, and vernacular, offering a memorable, high-end guest experience. The design should tell a clear story through layout, finishes, brand identity, and guest journeys, while being holistic, aspirational, and buildable.



Architecture written in layers.



A resort that exists between worlds - a journey through nature, creativity, and transformation. Inspired by Afrofuturism and post-humanist ideas, it celebrates African heritage while imagining futures where humans, nature, and technology coexist in harmony. The design explores transition: between past and future, body and landscape, self and the larger whole. A space to reconnect, evolve, and simply be.



CELESTIAL

AFROFUTURISTIC

COEXISTENCE

00

CONCEPT

- Draws from Afrofuturism, ethnofuturism, and African mythology.
- Blends heritage with speculative futures to question evolution, adaptation, and transformation.
- Challenges guests to think beyond the present, engaging with identity, technology, and our relationship to the natural world.
- Offers a thought-provoking, future-facing experience grounded in African context

Milan fashion week: does ethnic futurism mean cultural appropriation isn't relevant anymore

Cosmopolitan

delving into what our supposed post-human, post-truth and post-identity world might look like.

African mythology






...ed line
...at, she goes
...re deeper into editing,
...the story in the way I do as
...er in television and film,
...ng for places where moments
...ht not be needed."
...o does she not have ambitions to
...te her own literary fiction? "None.
...I couldn't possibly. And the more I
...ad (I just read *American Pastoral*
...y Philip Roth for the first time), the
...ore I'm exposed to all these great
...oices and writers, and I couldn't begin
...know how writers do what they
...It's such an extraordinary lonely
...I don't know how they sit down
...can't imagine what it is
...ok and a good book."
...Parker has set her
...like to think that
...s offers more
...hange the way
...ostly really
...when



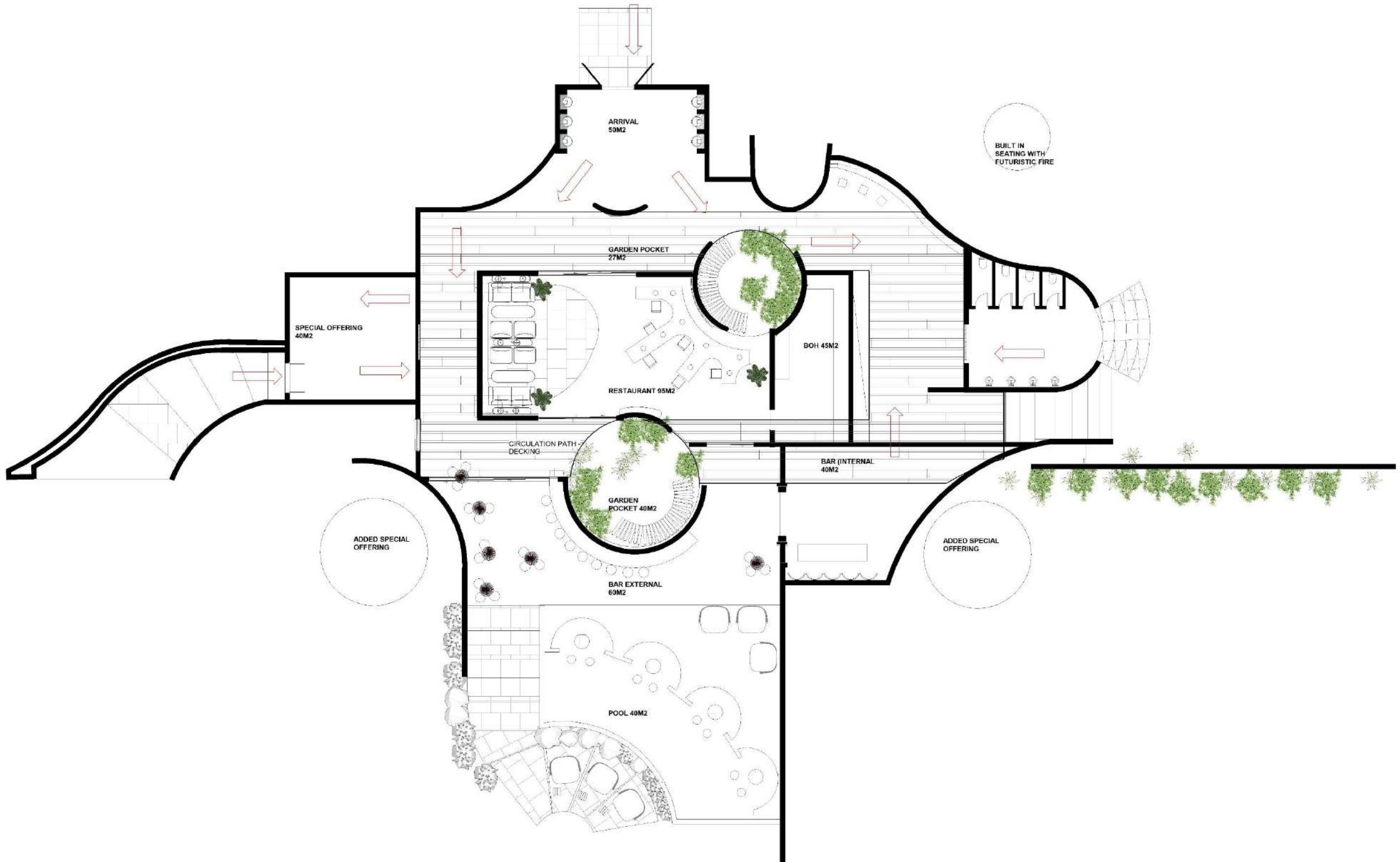
closer To
Heaven



The lobby doesn't exist traditionally ,
instead, an AI hologram greets you,
shaped from flowing light and sound.
Check-in happens invisibly: your body is
scanned for stress, hydration, and energy









CELESTIAL

AFROFUTURISTIC

LIMINAL

01


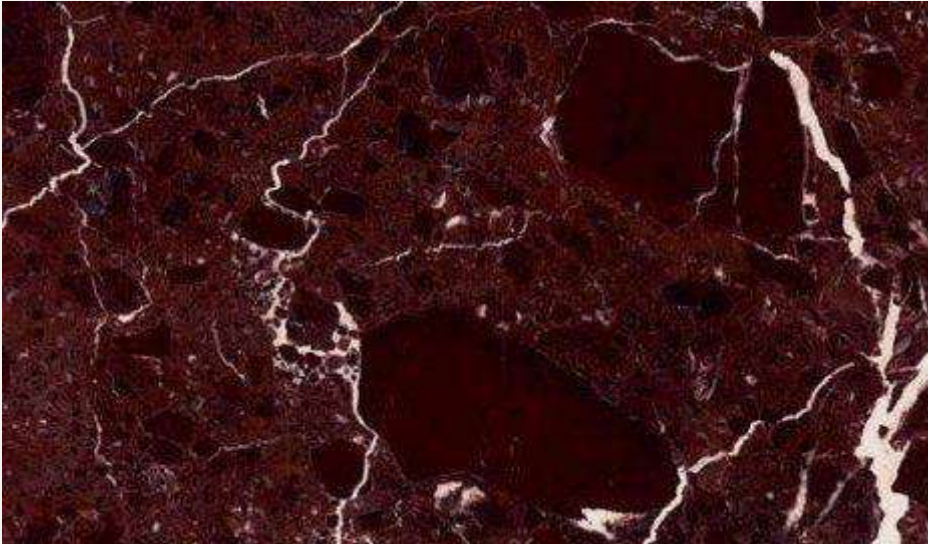
MAIN LAPA



The Main Lapa is a space of movement and pause, where architecture gently dissolves into the surrounding terrain. Its sculpted forms create moments of reflection, connection, and transformation. It stands as the heart of the resort's journey between what we were and what we're becoming.







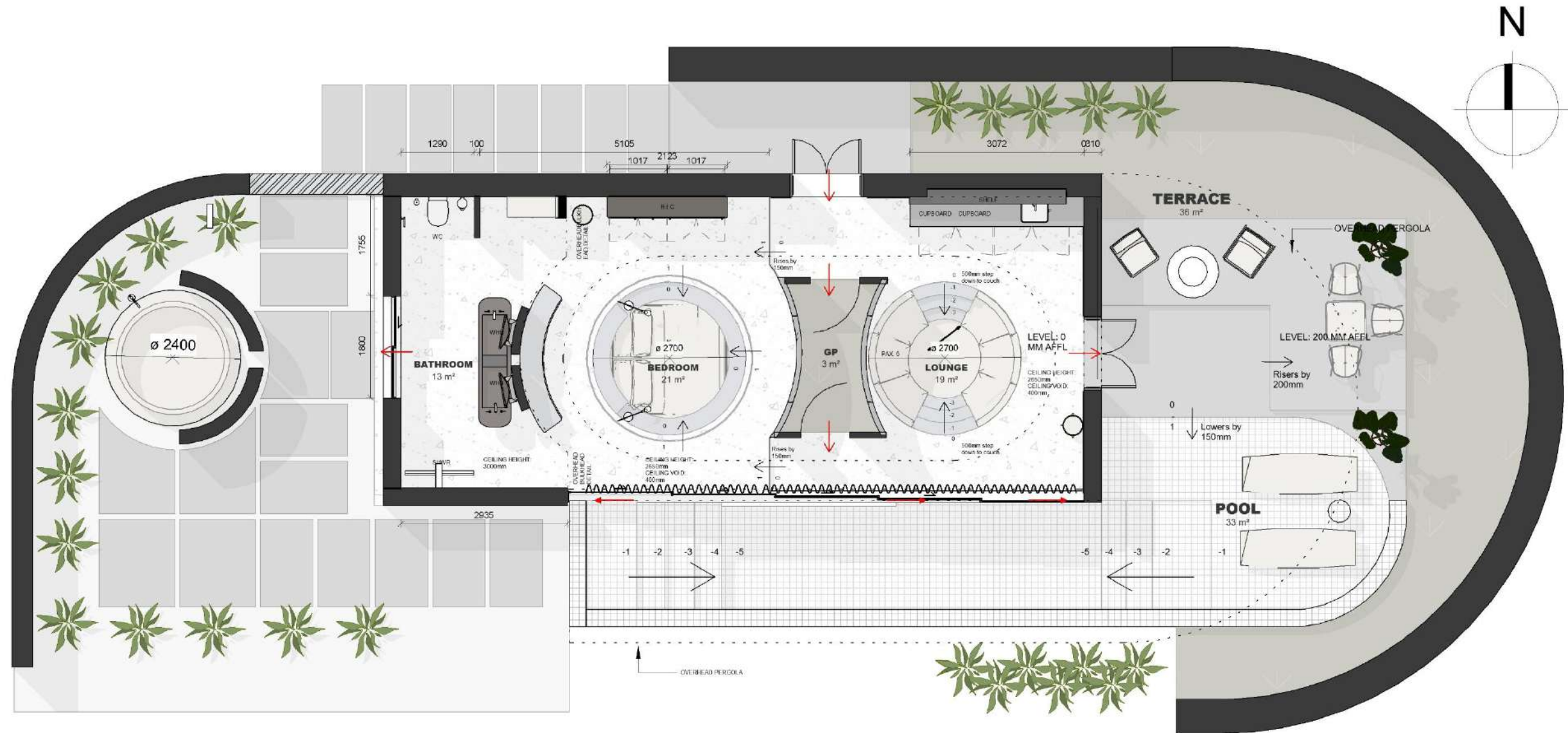


02

PREMIUM SUITE





By dipping the body below floor level, the suite echoes ancient gathering pits and storytelling circles, reinterpreted through a futuristic lens. This creates a calm, intimate zone where guests feel anchored, connected to the earth, and fully present within the sensory experience of the space.











3D-PRINTED FIBRE-
REINFORCED CONCRETE



RITUALISTIC

INTERGENERATIONAL

03

SPECIAL OFFERING

The circular conversation pits draw from African communal gathering traditions- where people sit in the round to share stories, resolve issues, and build connection - reinterpreted here as sunken, contemporary spaces along the path to the suites.





Real-time dam data is translated by an AI system into shifting water, light, and reflections, turning the meditation room into a living, responsive environment.



1.2 GMUNDNER

PROJECT TYPE
PROJECT NAME
LOCATION




COMMERCIAL DESIGN
THE FEAST BENEATH THE GABLE
NAMIBIA

YEAR
THEME

2025
CAPE DUTCH

BRIEF

The project involves designing a bespoke, high-end restaurant for the owners of GMUNDNER Keramik on their Namibian lodge, creating an intimate Cape Dutch-inspired dining destination adjacent to their private helipad.



SACREDNESS

ABUNDANCE

GRATITUDE

CONCEPT - ETERNAL CIRCLE

- THE FEAST BENEATH THE GABLE REPRESENTS CONTINUITY, UNITY, AND SACRED TOGETHERNESS.
- IT HONORS THE RITUALS OF GIVING AND RECEIVING , HARVEST, NOURISHMENT, AND GRATITUDE.
- THE TABLE BENEATH THE GABLE BECOMES AN ALTAR, WHERE FOOD IS ELEVATED TO MEMORY.
- IT SYMBOLIZES ANCESTRAL CONNECTION, BINDING GENERATIONS THROUGH TRADITION.
- LAUGHTER, PRAYER, AND SHARING TURN MEALS INTO RITUALS OF REMEMBRANCE.
- THE CIRCLE IS INFINITE AND UNBROKEN, ECHOING RENEWAL AND ETERNAL RETURN.
- IT REFLECTS THAT TOGETHERNESS IS THE RICHEST INHERITANCE, MORE VALUABLE THAN GOLD

PILGRIMAGE

The helicopter ride becomes a modern-day pilgrimage, lifting them out of the everyday and carrying them toward a sacred experience.

RITUAL

Small acts become sacred markers of memory. ringing the entrance bell, dining around the hearth, tying ribbons to the olive tree.

CONNECTION TO NATURE

Every element draws from the land, the textures of clay, the presence of animals, the whisper of desert winds.

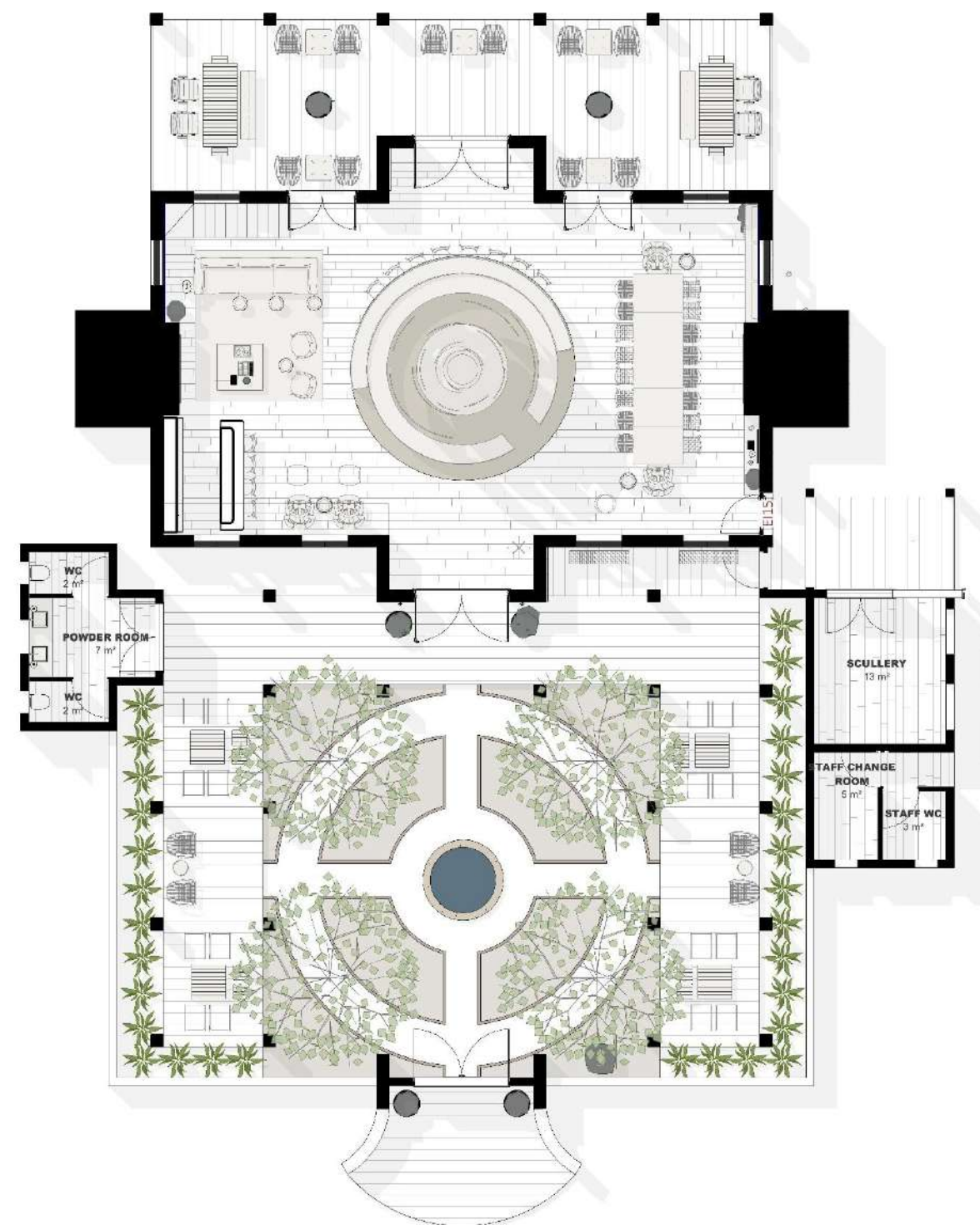
SURVIVAL

The meal tells the story of resilience. Ingredients foraged, hunted, and harvested speak to the endurance of both people and land.

SACRIFICE

True abundance requires offering, the land gives, the animals give, and we give thanks. Sacrifice acknowledges that life continues through exchange, humility, and gratitude.





THE

FEAST



THE

GABLE






MOOD BOARD | DINING & LOUNGE

EMBERGABLE



Framing the feast beneath the Cape Dutch gable, the two maroon fireplaces stand as guardians of warmth, memory, and lineage. Their deep maroon tone evokes earth, bloodlines, and the quiet dignity of ancestry.

A color that feels both sacred and grounding. Positioned on either side of the restaurant, the fireplaces anchor the space like ceremonial pillars, balancing tradition with contemporary ritual.





THE CHEF'S RING



At the center of the space, a circular exposed cooking area operates as the primary architectural anchor, establishing a visual and spatial core for the restaurant.

Its open radius allows guests to witness the preparation of their meals, reinforcing transparency, connection, and the ritual of making.



1.3

CAESARSTONE
2025

PROJECT TYPE
PROJECT NAME
LOCATION

WELLNESS RESORT
RESPIRENTIA
EMMARENTIA, JOHANNESBURG


YEAR
THEME

2025
EMPATHY INCLUSIVITY DESIGN

BRIEF

Project: an urban retreat. A place of wellbeing

The brief called for the design of an urban retreat at *Emmarentia dam, Johannesburg* — a public sanctuary for rest, reflection, and reconnection with nature. The project promotes a digital detox and explores how architecture can engage the five senses to foster inclusivity, empathy, and wellbeing. Rooted in the site's natural textures, light, and water, the retreat aims to create a harmonious space where people and nature coexist in balance.

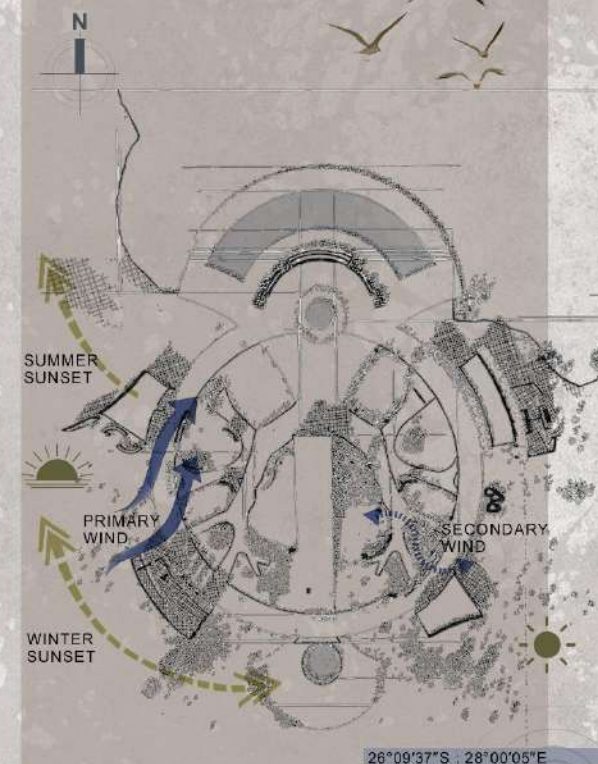


being well
being

RESPIRENTIA



caesarstone



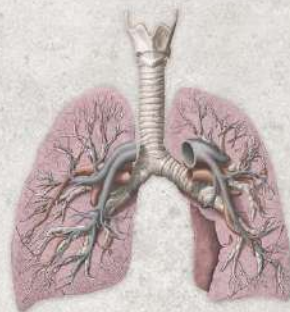
26°09'37"S : 28°00'05"E



CONCEPT

- CONCEPT INSPIRED BY BREATH AS RHYTHM, ENERGY, AND HEALING
- SITE LAYOUT MIMICS THE FORM AND FUNCTION OF LUNGS (INHALE/EXHALE FLOW)
- A SITE THAT BREATHES BACK
- BREATH GUIDES SPATIAL MOVEMENT - EXPANSION, PAUSE, RELEASE
- NOSTALGIA LAYERED INTO DESIGN THROUGH CHILDLIKE GAMES (HOPSCOTCH, BAREFOOT TRAILS)
- SMELLS OF RAIN, CLAY, AND WILDFLOWERS EVOKE MEMORY AND EMOTIONAL GROUNDING
- WIND = NATURE'S BREATH, INTEGRATED INTO OPEN, AIRY ARCHITECTURE
- EACH ZONE DESIGNED TO STIMULATE THE SENSES AND AWAKEN INNER STILLNESS
- A RETREAT WHERE PLAY, MEMORY, AND BREATH RECONNECT THE BODY AND SOUL

WHERE THE LAND BREATHES



BREATH AS VIBRATION

BREATH = LUNGS

EVERY INHALE HAS AN EXHALE

SITE LAYOUT MIMICS THE STRUCTURE AND RHYTHM OF LUNGS

SPACES EXPAND AND CONTRACT LIKE BREATH

LUNGS PURIFY AIR → THIS EXPERIENCE PURIFIES THE SOUL

BREATH AS MATTER

BREATH = RHYTHM

EVERY ACTION CREATES A REACTION

WIND IS NATURE'S BREATH

RIPPLES IN WATER = ENERGY MADE VISIBLE

THE BODY AND NATURE, BOTH GIVE OFF VIBRATION

SPACES

- A ENTRANCE, SIGHT 50M2, TOUCH 30M2
- B SIGHT 50M2
- C SOUND 50M2 ANECHOIC CHAMBER
- D AMPHITHEATRE
- E ABLUTIONS
- F ECOPOND
- G TASTE 50M2
- H TASTE 30M2
- I SOUND 50M2 MUSIC NOSTALGIA
- J REFLEXOLOGY PATH
- K CYCLIST/RUNNER PATH
- L MOONLIGHT COURT

KEY - NOSTALGIC CHILDLIKE GAMES

HOPSCOTCH

SANDPIT

WALL CLIMBING

SPRINKLERS

EXHALE | RELEASE

HOLD | IMMERSION

INHALE | ARRIVAL



406 CLEARSKIES




405 MIDDAY





RESONANCE ROOM



CHAMBER OF STILLNESS




MOON MIRROR



BREATH MADE VISIBLE




FOOD FUTURES






CONCEPT
 CONCEPT INSPIRED BY BREATH AS RHYTHM, ENERGY AND HEALING
 WITH SENSITIVE TOUCH THE FORM AND FUNCTION OF LINES FORM A SENSIBLE FLOW
 A BOLD BUT SENSITIVE DESIGN
 BREATH GIVES SPIRITUAL MOVEMENT - EXPANSION, PULSE, RELEASE
 MATERIALS: LAYERED UPON DESIGN, TEXTURE, COLOR, DESIGN, INSPIRED
 THROUGH FEELING
 WITH A FEEL OF SKIN, CLAY AND WIGGLY LINES, CURVE, MOVEMENT AND EMOTIONAL
 EXPANSION
 HAND + NATURE IS BREATH, INFORMATION TO OPEN, AIR, GREEN, PULSE
 AND HEALING, INSPIRED BY NATURE, A SENSITIVE TOUCH, A SENSIBLE FLOW
 A BOLD BUT SENSITIVE DESIGN
 BREATH GIVES SPIRITUAL MOVEMENT - EXPANSION, PULSE, RELEASE
 MATERIALS: LAYERED UPON DESIGN, TEXTURE, COLOR, DESIGN, INSPIRED
 THROUGH FEELING




1.4


FINSBURY COURT

PROJECT TYPE	CONTEMPORARY APARTHOTEL
PROJECT NAME	HARMONI
LOCATION	SEA POINT, CAPE TOWN
YEAR	2024
BRIEF	The project designed a contemporary aparthotel in Sea Point, Cape Town, blending modern sophistication with coastal urban energy. The interiors reflect effortless luxury, comfort, and style, appealing to a young, fashionable audience. It offers a dynamic yet relaxing retreat where modern design, community, and coastal living come together.










L 5th FLOOR BEDROOM SCENE
R 5th FLOOR OPEN PLAN KITCHEN AND LOUNGE



L 3RD FLOOR OPEN PLAN KITCHEN AND LOUNGE
R 3RD FLOOR BEDROOM SCENE








L 11th FLOOR BEDROOM SCENE
R 11th FLOOR OPEN PLAN KITCHEN AND LOUNGE



1.5 ALWAYS WELCOME

PROJECT TYPE
LOCATION
YEAR

OBJECT DESIGN
CHURCH HOUSE, CAPE TOWN
2024



MORE



VISI INTERVIEW


BRIEF

With VISI magazine the media partner, the HUT x Always Welcome design challenge was launched at the 2024 Cape Town Furniture Week. Seven designers were invited to design limited edition pieces using material reclaimed during the refurbishment of the iconic Muizenberg Huts.



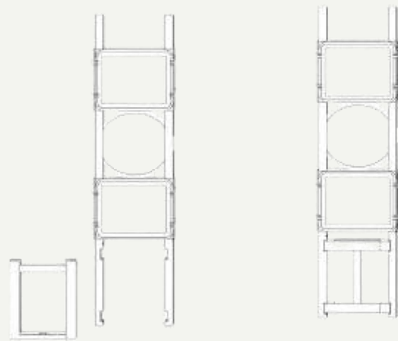
VISI

Always
Welcome x kīno




01.
CHUCKLES

Chuckles redefines modular storage by combining functionality, playfulness, and material honesty. Designed for compact living, it features timber slats, exposed joinery, and a push-to-open mechanism for seamless lines. A detachable stool slides beneath the unit, enhancing spatial efficiency and adaptability. Made from moisture-resistant, eco-conscious materials, Chuckles works across bedrooms, bathrooms, or living areas—durable, versatile, and crafted with mindful simplicity.





Always
Welcome × kīnō





Phase 01
RECEIVED WOOD
FROM
MUZIENBURG HUT
FOUNDATION



Phase 02

MANUFACTURED AT LEAFY TECH.
REMOVED NAILS AND CLEANED
WOOD THEN MADE THE STRUCTURE.
FINISHED IT OFF BY SANDING

Phase 03

EXHIBITED AT CHURCH HOUSE +
EXCLUSIVE VISI INTERVIEW



02.

SHARK ATTACK

Stack Attack, a marvel of both convenience and sustainability. Crafted entirely from recycled timber. What sets this table apart is its unique triangular shape and stackable design, allowing for seamless nesting when not in use. This clever feature not only saves space but also adds a modern flair to any room. Whether used as individual side tables or neatly stacked together to form a striking geometric display. What's more, its ingenious design features a removable ball at the top, allowing for effortless handling of each table. Whether you're stacking them up for storage or spreading them out for use, Stack Attack proves to be a versatile and stylish addition to your home decor.

Always
Welcome × kīnō



1.6 PG BISON

PROJECT TYPE
PROJECT NAME
LOCATION




STAYCATION HOTEL
LABYRINTH
CEDERBURG, CAPE TOWN

YEAR

2024

BRIEF

The brief invited designers to create a destination hotel within South Africa that encourages locals to fall in love with staycations. The aim was to design a space that celebrates the country's beauty, culture, and spirit while maintaining a contemporary and globally competitive aesthetic.. The project celebrates the idea of "home" as the heartland, where design connects people to place, identity, and imagination.





ROCK FORMATION



CEDAR TREE

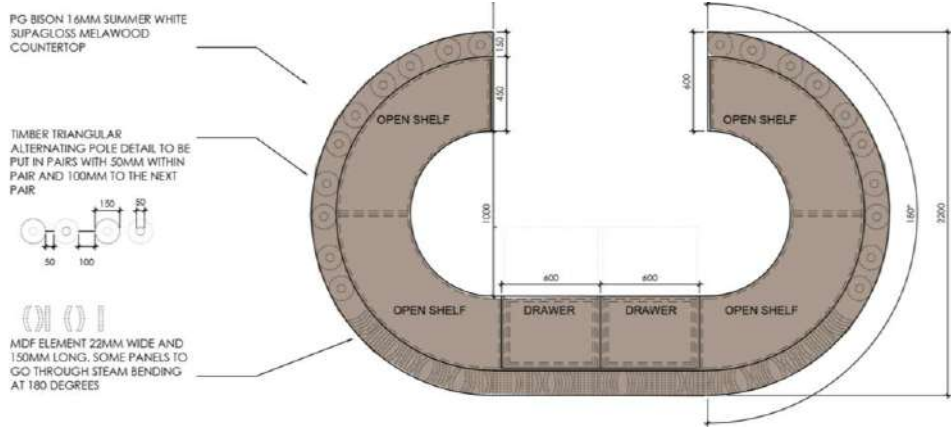



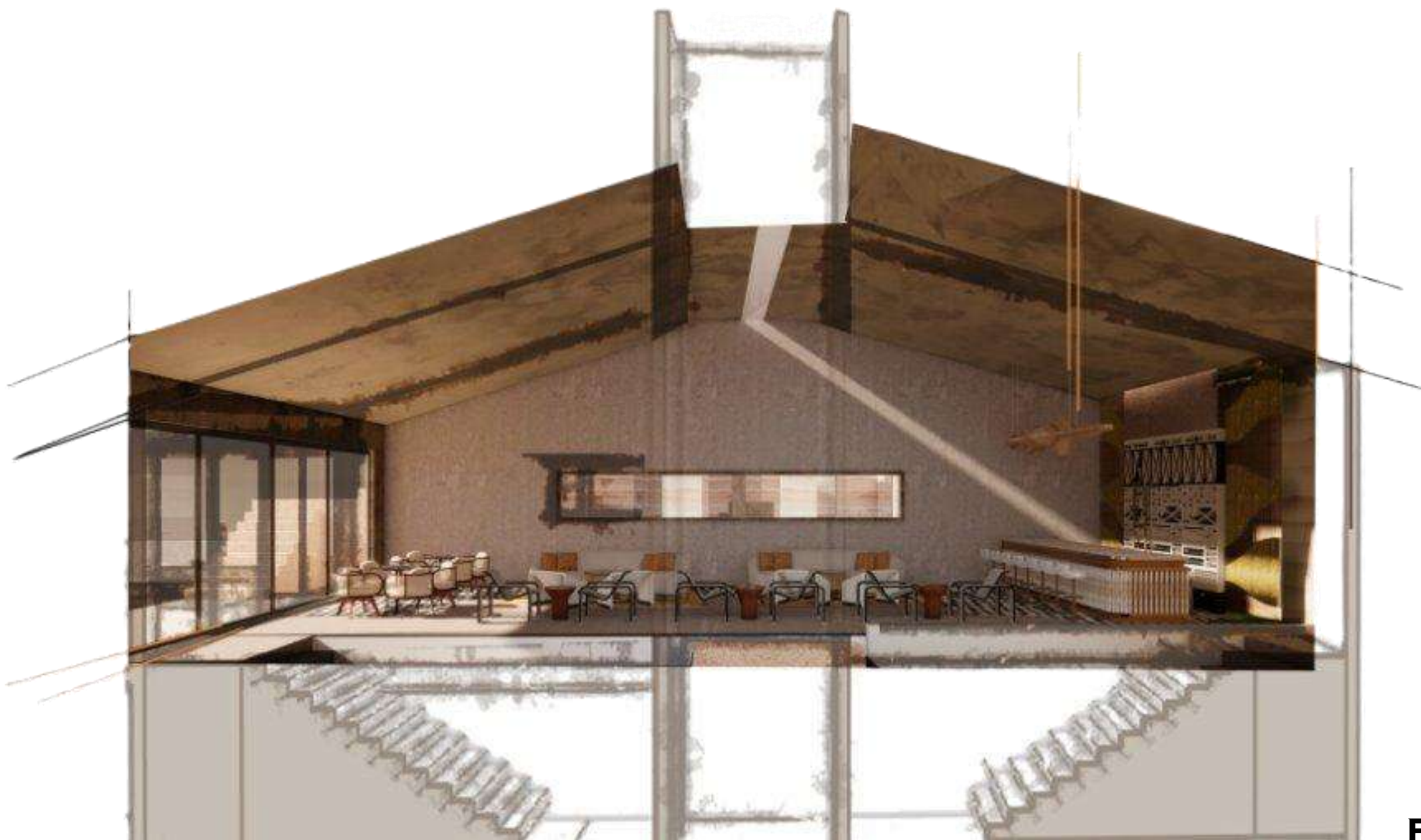
ELEPHANT & LEOPARD



SAN PEOPLE







1.7

CAESARSTONE

2024

PROJECT TYPE

MUSEUM DESIGN

PROJECT NAME

IMIFULA

LOCATION

MAROPENG, JOHANNESBURG

YEAR



2024

THEME

EMPATHY INCLUSIVITY DESIGN

BRIEF


Design a museum celebrating South Africa's linguistic diversity. The space should preserve and showcase indigenous languages through immersive, interactive exhibitions, auditoriums for live presentations, and workshop areas. Architectural and interior elements should support engagement with written scripts, storytelling, and the cultural significance of language, creating an educational and culturally rich visitor experience.



DESIGN PILLARS



UPRISING LANGUAGES



TRADE ROUTES



THE FAMISHED
ROAD – BEN OKRI



COLONIALISM



NDEBELE PAINTING
AND ZULU BEADS








1.8 स्मरण (SMARAN)

PROJECT TYPE
PROJECT NAME
YEAR

PRODUCT DESIGN
(SMARAN)
2025

MORE





Phase 01
The form was developed from cultural references and simplified into modern geometry.



Phase 02

The model was prepared for 3D printing with correct thickness, supports, and orientation.

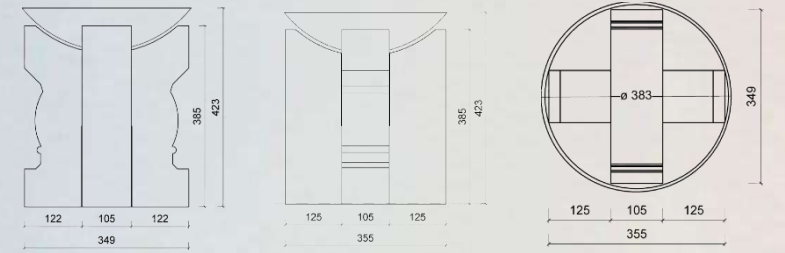
Colour Options

Color studies were developed using Indian tones such as turmeric yellow and vermilion maroon, grounding the object in cultural identity while enhancing its sculptural presence



05. COSMOPOLITAN

This side table captures the essence of a personal journey of identity, heritage, and reclamation. It is a representation of self, a reminder of where I come from, and a celebration of the cultures that shape me. The design fuses traditional Indian elements with modern simplicity, reflecting how two distinct worlds can coexist.



1.9 C'EST SI BON

PROJECT TYPE
PROJECT NAME
LOCATION

VILLA DESIGN
VILLA SOLEIL
CLIFTON, CAPE TOWN

YEAR
THEME

2025
BAREFOOT LUXURY

BRIEF

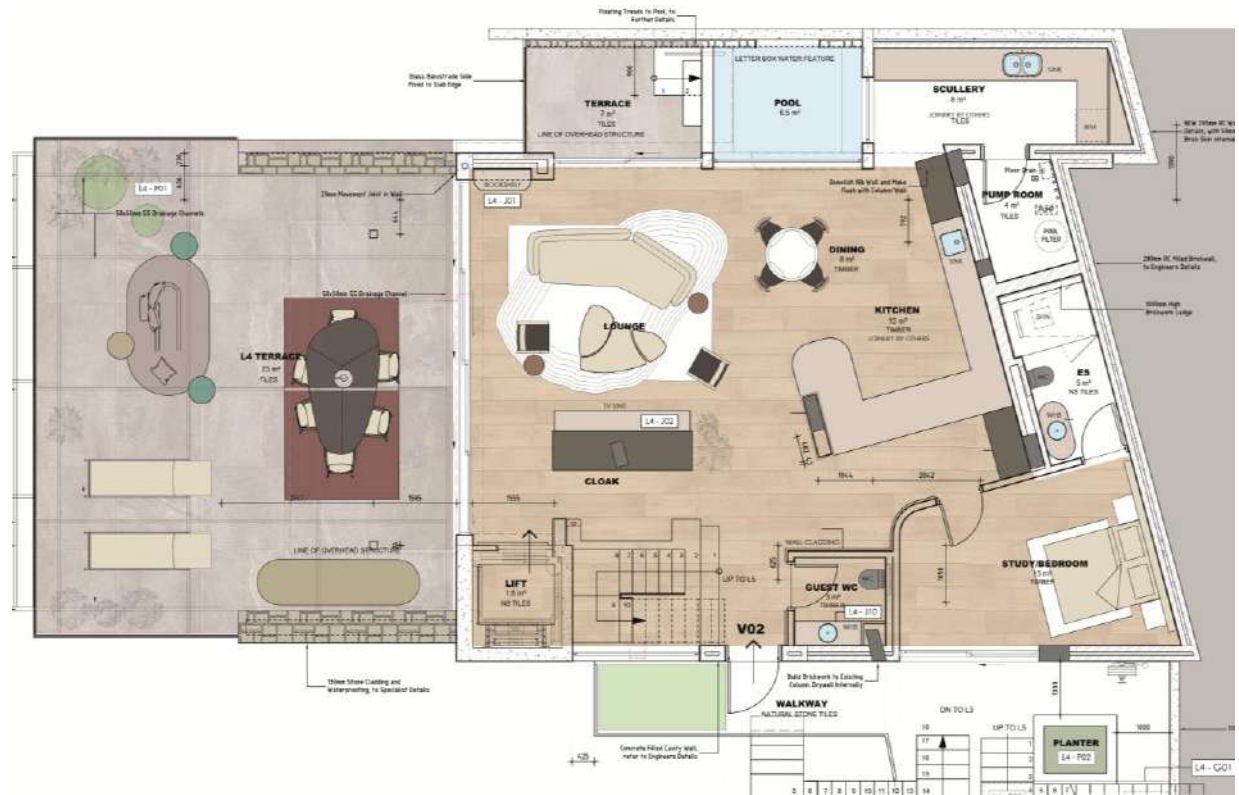
The project involved creating an interior décor proposal for two luxury villas - Villa Étoile and Villa Soleil - within the C'est si Bon development in Clifton. The focus was on developing the "Barefoot Luxury" concept further through soft furnishings, décor, and window treatments, with an emphasis on clever spatial planning. The design direction was guided by a relaxed, coastal aesthetic using natural materials such as stone, plaster, and wood, and a light, textured fabric palette to evoke sophistication, serenity, and connection to the seaside setting



SYMMETRY & ASSYMETRY
HARMONY
COMFORT
BAREFOOT LUXURY

NATURES RHYTHMS





MOODBOARD

VILLA SOLEIL

ORGANIC CADENCE

symmetry & asymmetry

Unpredictable yet harmonious
Embraces the organic
unpredictability of
nature

LIGHT AND SHADOW

harmony

Emphasizing the beauty of imperfections
in both man and in nature
Diffused lighting to mimic
sunlight on a rocky
coastline

RAW AND RUGGED

comfort

Natural stone – weathered finishes
Finishes that have a story to tell
Hand sculpted elements
Driftwood – visible grain

SOFT EMBRACE

resonance

Barefoot luxury in a tactile sense. A warm, earthy
color palette. Engaging senses with textural
contrasts. Cloud-like feel with
every step

NATURE'S PULSE

Flow & Rhythm
Seamless indoor-outdoor transitions, embracing
nature's fluidity





SCALLOPED HAND-CARVED TIMBER



symmetry & asymmetry

harmony

comfort

Quiet, settled sophistication set against maximalist touches.





1.SWISH SOFA –MEZZANINE 2. CABIN ARMCHAIR - DARK HORSE 3. ASHBY CONSOLE - LEMON FURNITURE 4. ARUM FLOOR LAMP – CREMA 5. TECTRA COFFEE TABLE – OKHA 6. AFRICAN CORK TABLE – WIID.


2.0 SURFACE DESIGN


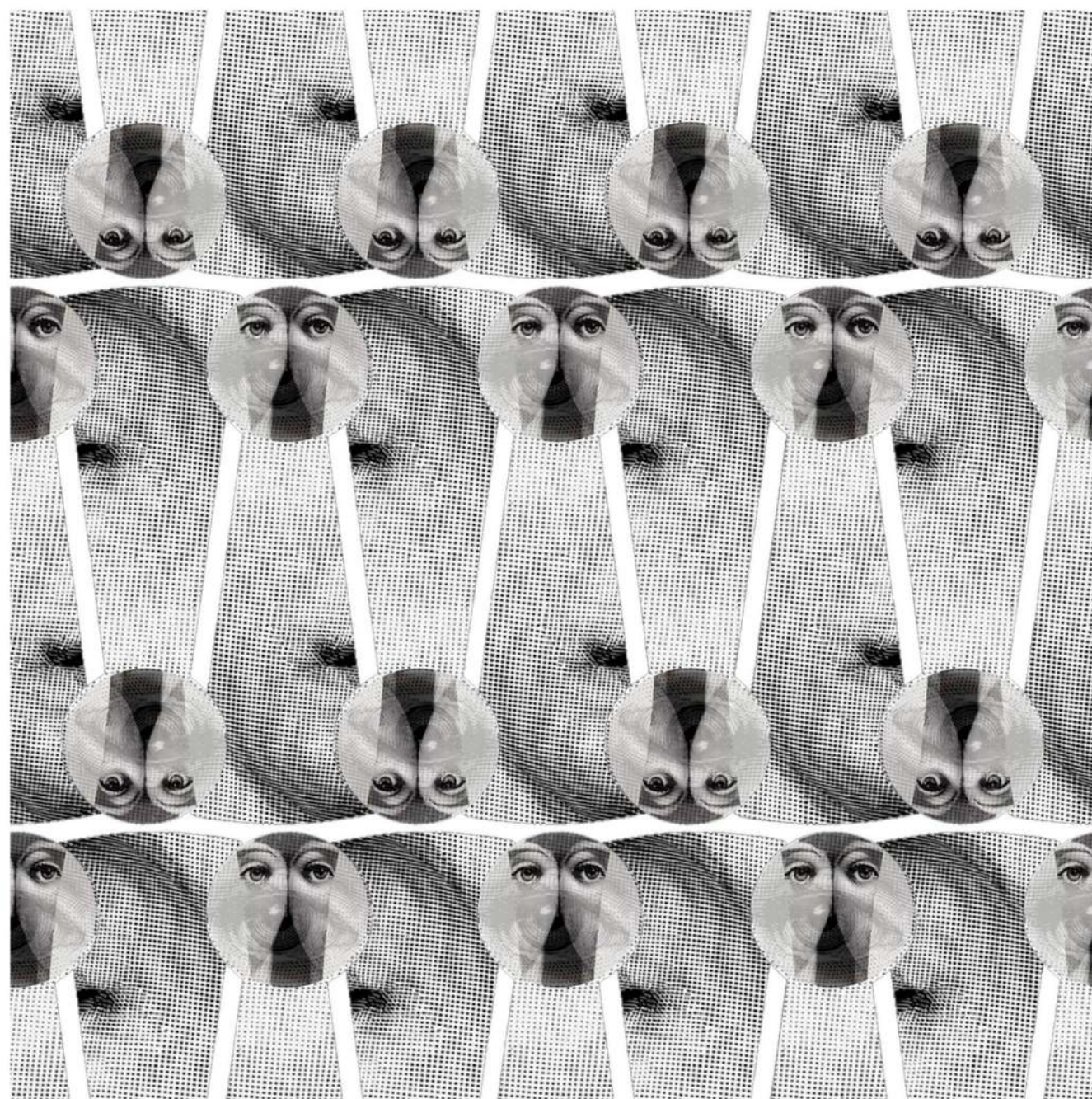
YEAR 2023


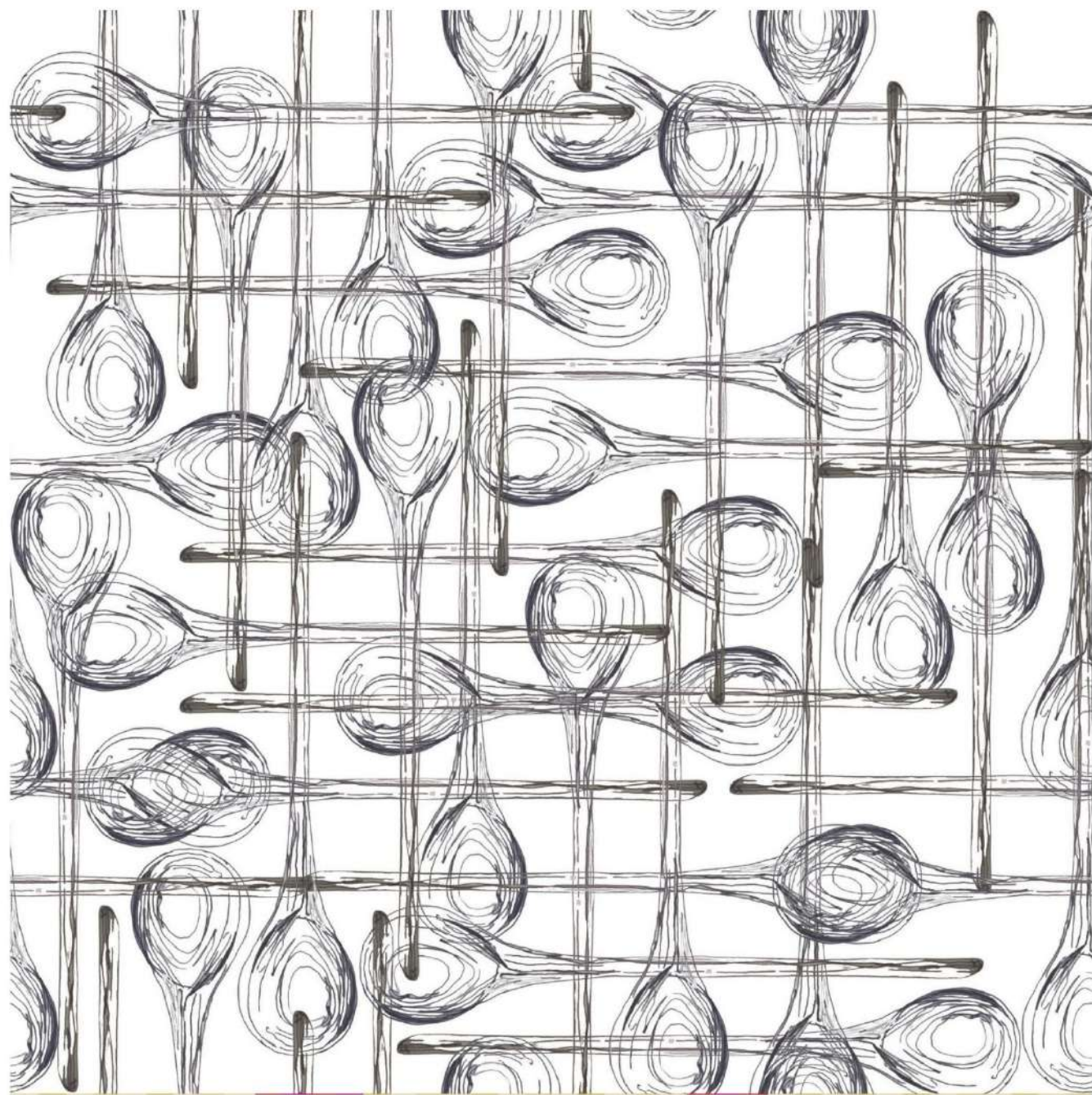
BRIEF


This surface design project involved creating four original textile patterns - new age gingham, stylized household object, retro escape, and back to the future. The focus was on developing unique motifs, exploring color and form, and translating each theme into a cohesive repeat pattern. Through sketching, digital refinement, and layout testing, the project emphasized creative interpretation, modern pattern construction, and producing versatile textiles suitable for contemporary applications.











2.1 APT LOISEAU

PROJECT TYPE
PROJECT NAME
LOCATION



RESIDENTIAL APARTMENT
APARTMENT LOISEAU
PARIS, FRANCE

YEAR

2023

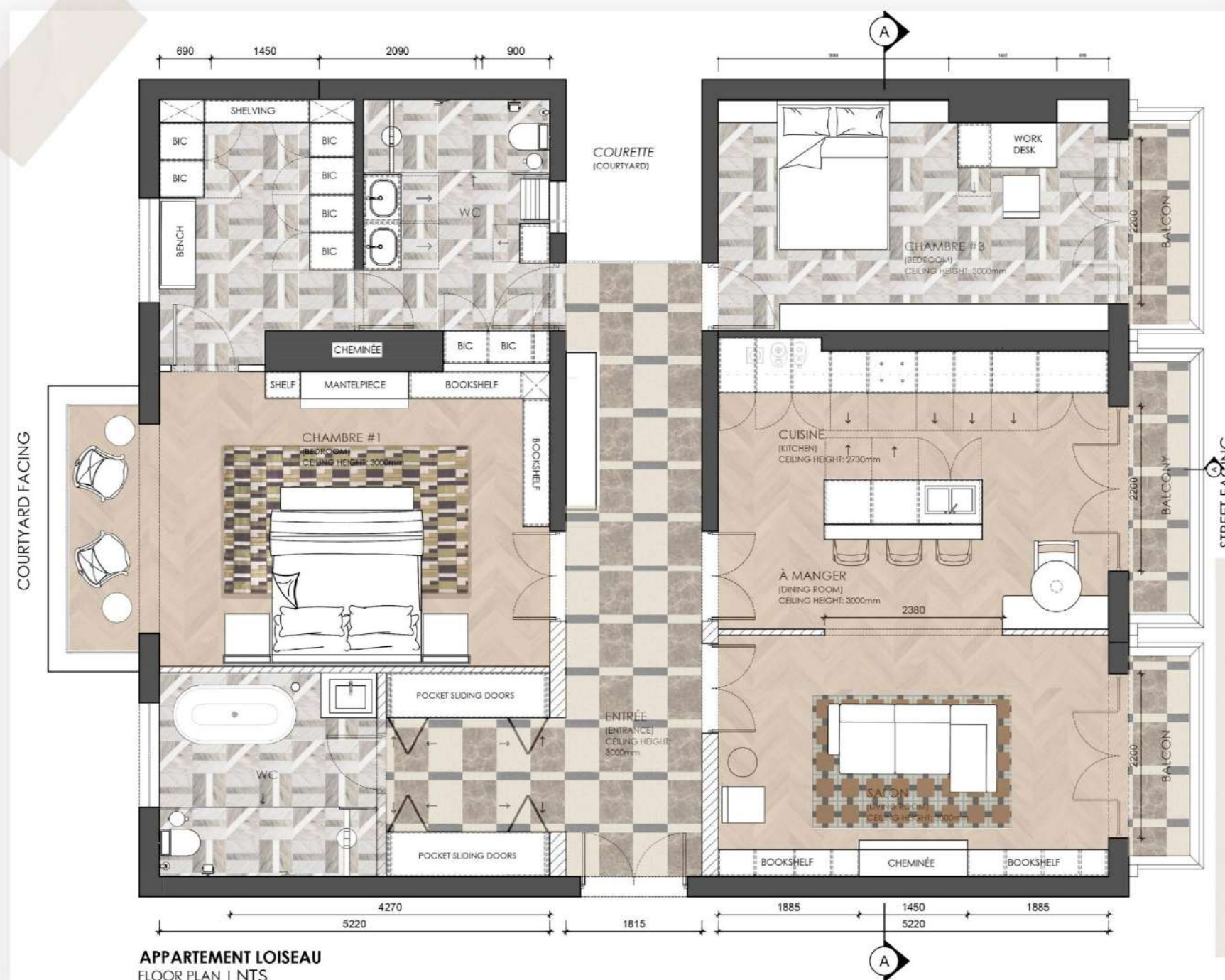
BRIEF

The project involved designing a refined yet characterful apartment for an elderly couple living in the heart of Paris - a pair who value comfort, routine, and a strong connection to their neighborhood. They love natural light, simple living, and the charm of classic Parisian architecture, but also enjoy playful color and bring a quirky, spirited energy to their home. The brief focused on creating a warm, accessible, and elegant space that supports aging-in-place while remaining peaceful, safe, easy to navigate, and expressive of their unique personality and the timeless character of Parisian living.




FUNCTIONAL
PARISIAN
QUIRKY
SUBTLE DETAILING







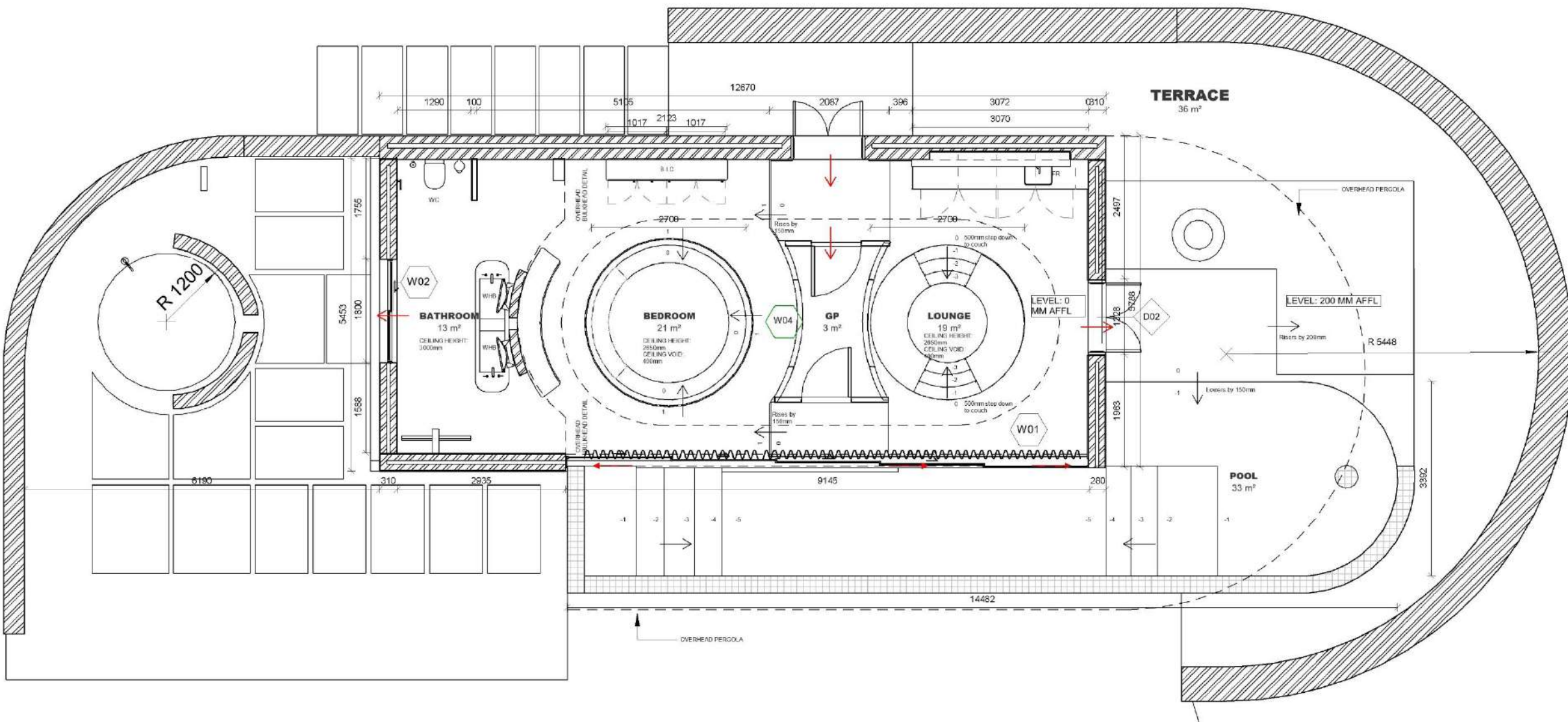


MATERIALITY

1. Herringbone Timber Flooring
2. Dark Calcutta Marble
3. Bone Ceramic Tile
4. Matt Black Ceramic Tile
5. Custom Made Rug
6. Black and Gold Marble
7. Diana Royal Cream Marble
8. Rouge Renaissance Brown-Maroon Marble
9. Rattan
10. Pink Timber
11. Brass
12. Lighter French Oak
13. Forrest Green Paint
14. Pistachio Green Paint
15. Dust Pink Paint
16. Vintage Red Paint



2.2 TECHNICALS



1 GROUND FLOOR CONSTRUCTION
1:75

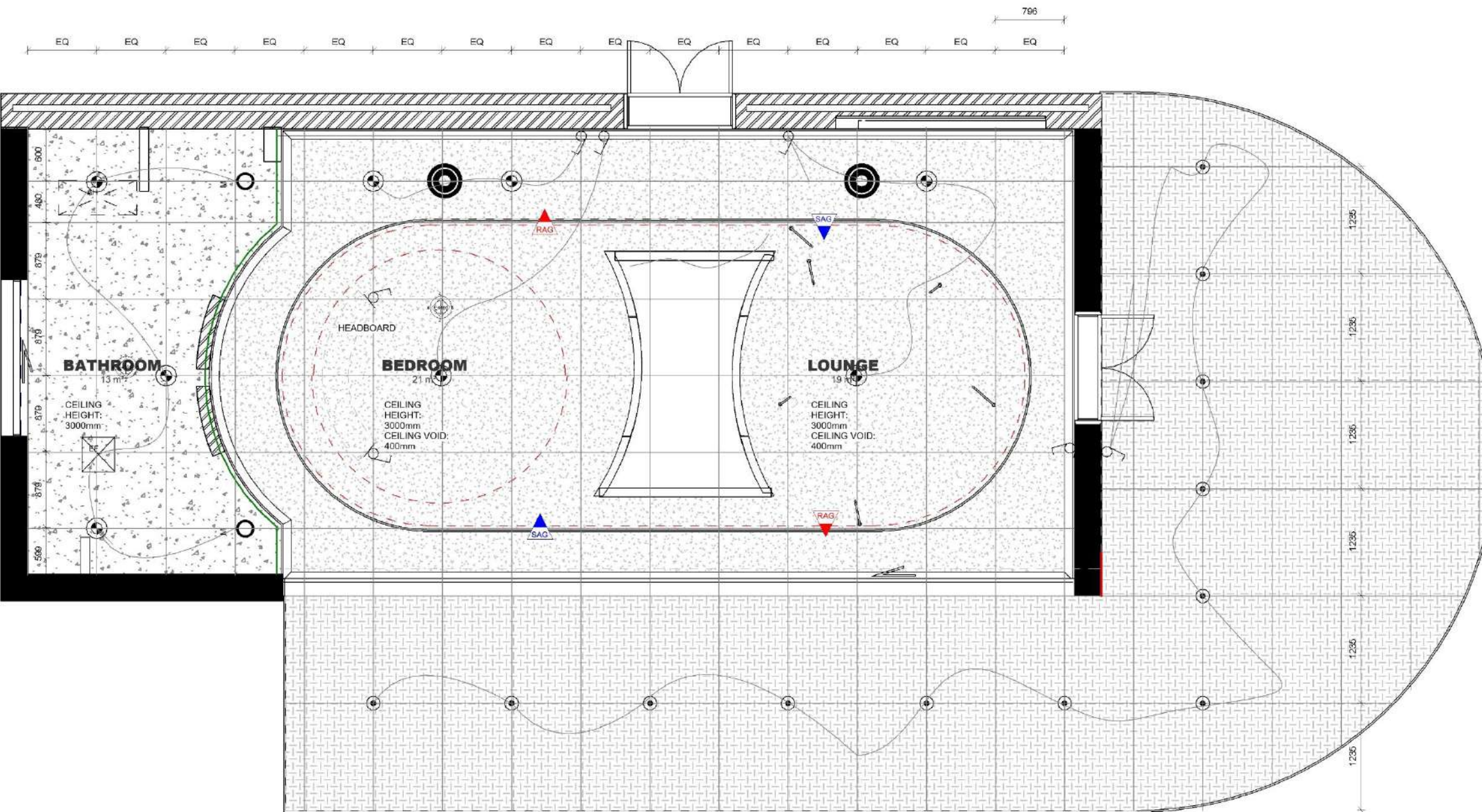
GENERAL NOTES | CONSTRUCTION

- All work to comply with SANS 10400 and Local Authority by-laws.
- Contractor to verify all levels, dimensions, and conditions on site before commencing work.
- All chimneys and fireplaces to comply with SANS 10400.
- All internal bathrooms to be mechanically ventilated (20 l/sec/fitment, 160 lux).
- Drainage schematic only — refer to plumbing consultant for full design.
- Drywalls to be installed by specialist contractor.
- Glazing to comply with SANS 10400 Part N.
- Refer to engineer's drawings for all structural elements.
- All drawings not to be scaled — figured dimensions only.
- Contractors shall be responsible for ensuring the structural stability of all components of their work and ascertain that the main structure is capable of supporting all loads applied thereto. The contractor is responsible for correct setting out on the specified works.
- Quality of all materials and workmanship to comply with the relevant SABS and BSS specifications.

No.	Description	Date
1	CONSTRUCTION REVISION	18.11.2025

N

PROJECT	H-ONE		
	H-ONE RESORT		
	Date	Project number	Scale (@ A3)
	06.11.2025	Project 8	As indicated
SHEET	Drawn by	Drawing Number	
	P.VERMA	I_1003	
	Checked by	REV	
	G.MITTON	1	



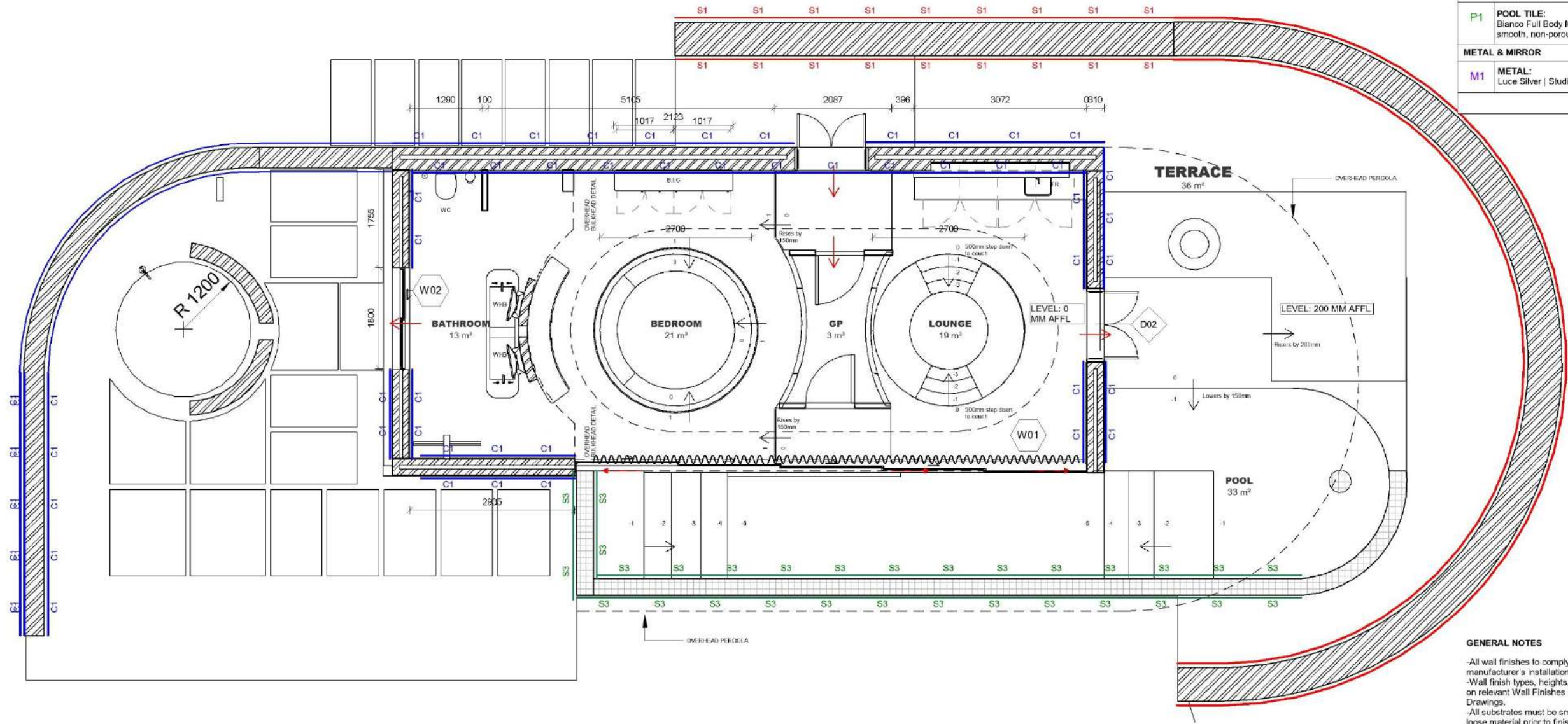
CEILING & LIGHTING LEGEND	
CEILING FINISHES	
	Concrete : 3D PRINTED FRC CONCRETE
	Metal : Pergola Perforated
CEILING RECESSES / EDGE CONDITIONS	
	150mm x 150mm Single Window Treatment Recess
	300mm x 150mm Double Window Treatment Recess
	Concealed LED
	Concealed LED in curtain recess
	Vertical change in ceiling height
LIGHTING	
	LED pendant light Underside of fitting to be 2200mm AFFL unless otherwise specified
	LED recessed downlighter
	LED exterior downlighter in pergola
	Double lever switch 1200mm AFFL unless otherwise specified
	Single lever switch 1200mm AFFL unless otherwise specified
CEILING CO-ORDINATION	
	Ceiling speakers Indicative location only. To be coordinated by specialist
	Motion Sensor
	Ceiling access panel: minimum 300 x 300; size tbc by specialist
	HVAC air grills. SAG - supply air grill, RAG - return air grill. TBC by engineer
	AC Unit. TBC by engineer
	Fresh air supply. TBC by engineer
	Extractor Fan. TBC by engineer
CEILING NOTES	
Drawings to be read in conjunction with AC / MECH. vent. electrical drawings & internal sliding door drawings. All grilles in ceilings to be powder-coated to specialist spec. to approved specification and sample. All lighting related ceiling details to be coordinated with lighting specialist. All HVAC related ceiling details to be coordinated with lighting specialist.	
All light fitting positions and correct hole sizes to be marked up by the electrician with chalk and to be approved by the architect prior to holes being cut.	

1 CEILING AND LIGHTING PLAN
1:50

No.	Description	Date
1	CEILING AND LIGHTING REVISION	18.11.2025

PROJECT		CLIENT		
H-ONE RESORT		H-ONE		
SHEET		Date	Project number	Scale (@ A3)
L0_Ground Floor Ceiling Plan		06.11.2025	Project 8	As indicated
		Drawn by	Drawing Number	REV
		P.VERMA	I_1200	1
		Checked by		
		G. MITTON		

WALL FINISHES LEGEND	
STONE	
S1	NATURAL STONE: Joshico Split Face Persian Tile White with rustic gold, Split-Face Finish.
3D PRINTED WALL	
C1	CONCRETE, STRUCTURAL: Fibre-reinforced printable concrete for free-form structural walls. 3D-Printed FRC Concrete
TILE	
P1	POOL TILE: Blanco Full Body Mosaic Pudlo Gloss glazed, smooth, non-porous
METAL & MIRROR	
M1	METAL: Luce Silver Studio Masson Textured



1 L_1000_L0_GROUND FLOOR WALL FINISHES
1:75

GENERAL NOTES

- All wall finishes to comply with SANS 10400 and manufacturer's installation guidelines.
- Wall finish types, heights, and extents to be confirmed on relevant Wall Finishes Layouts, Elevations, and Detail Drawings.
- All substrates must be smooth, clean, dry, and free of loose material prior to finish application.
- Ensure compatibility between adhesives, primers, waterproofing systems, and finish materials.
- Provide movement joints aligned with structural joints and tile grid lines where applicable.
- All bathroom and wet area walls to receive waterproofing to a minimum height of 1500mm around showers and 300mm above all basins (unless otherwise noted).
- Corners to be reinforced with corner beads or approved reinforcement tape.
- All finishes to extend behind sanitary fixtures unless otherwise specified.
- All materials to be approved by Client. Plaster and paint samples to be tested on site prior to final approval by client.

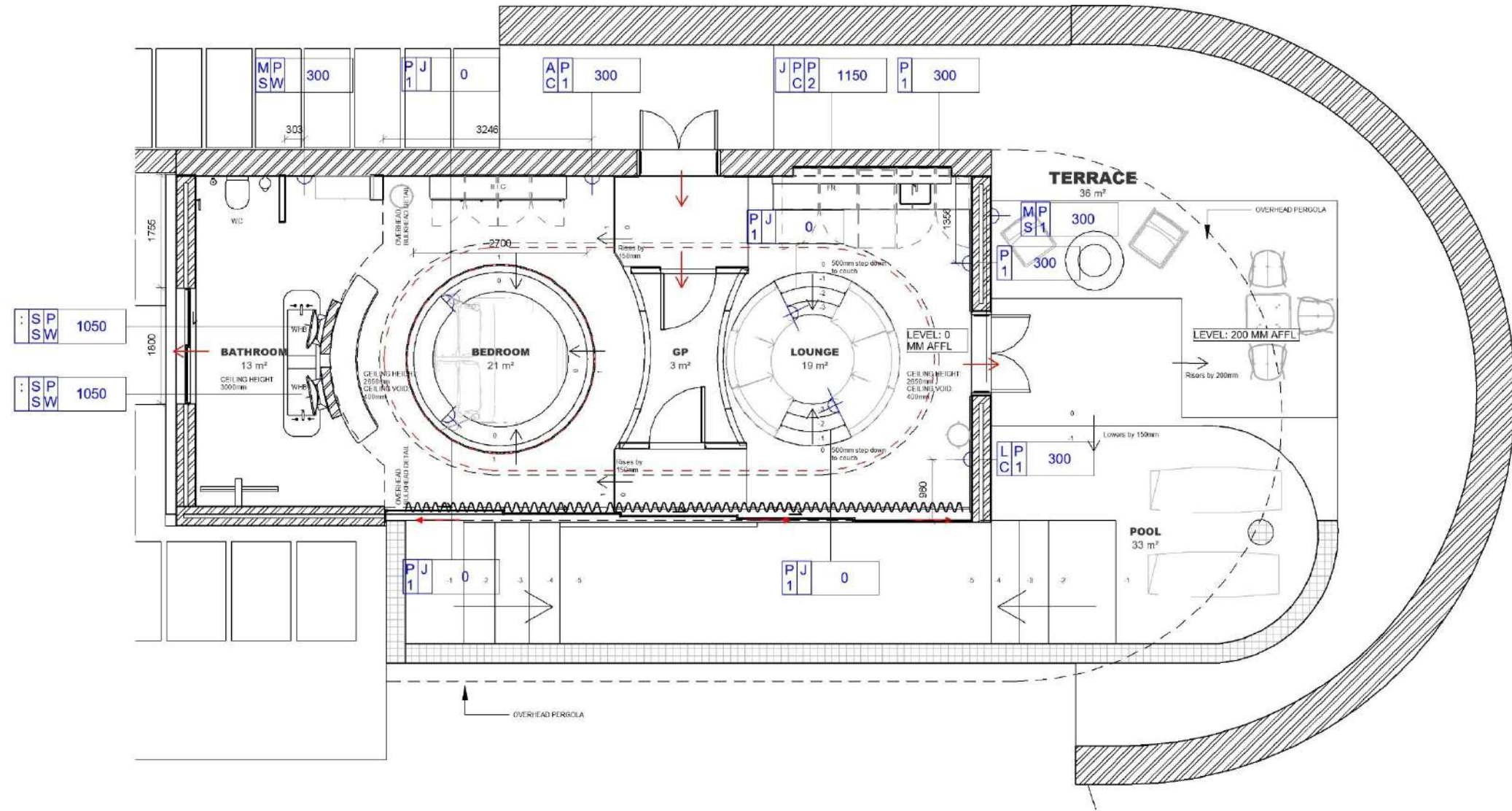
GENERAL NOTES | CONSTRUCTION

- All work to comply with SANS 10400 and Local Authority by-laws.
- Contractor to verify all levels, dimensions, and conditions on site before commencing work.
- All chimneys and fireplaces to comply with SANS 10400.
- All internal bathrooms to be mechanically ventilated (20 l/sec/fitment, 160 lux).
- Drainage schematic only — refer to plumbing consultant for full design.
- Drywalls to be installed by specialist contractor.
- Glazing to comply with SANS 10400 Part N.
- Refer to engineer's drawings for all structural elements.
- All drawings not to be scaled — figured dimensions only.
- Contractors shall be responsible for ensuring the structural stability of all components of their work and ascertain that the main structure is capable of supporting all loads applied thereto. The contractor is responsible for correct setting out on the specified works.
- Quality of all materials and workmanship to comply with the relevant SABS and BSS specifications

No.	Description	Date
1	WALL FINISH REVISION	18.11.2025

N

PROJECT	H-ONE RESORT			CLIENT		H-ONE	
				Date	Project number	Scale (@ A3)	
SHEET	L0_Ground Wall Finish Plan			06.11.2025	Project 8	As indicated	
				Drawn by	Drawing Number		
				P.VERMA	I_1501		
				Checked by			REV
				G.MITTON			1



1 ELECTRICAL PLAN
1 : 75

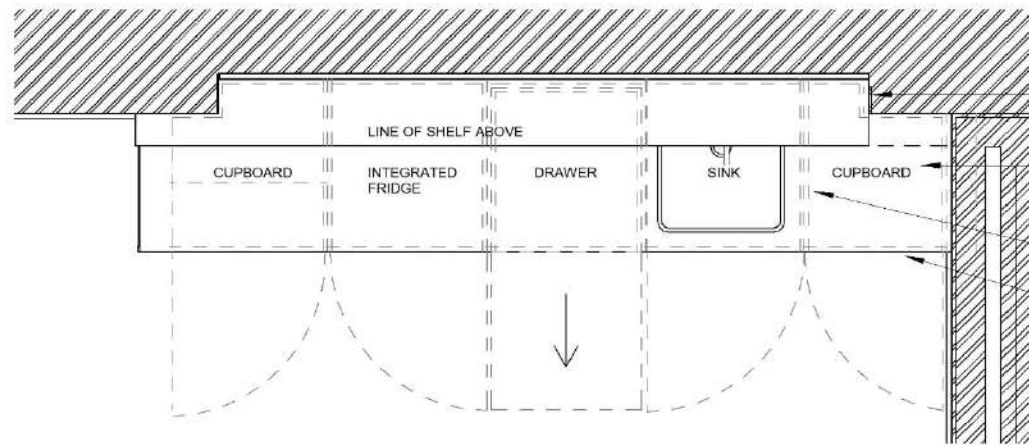
ELECTRICAL LEGEND	
	ELECTRICAL POINT INDICATOR (WALL)
	ELECTRICAL POINT INDICATOR (FLOOR AND SOFFIT)
	INDICATION OF HEIGHT OF FITTING ABOVE FLOOR
	FITTING IS BUILT INTO A JOINERY ITEM
	SINGLE 3-WAY PLUG POINT
	DOUBLE 3-WAY PLUG POINT
	SINGLE 2-WAY PLUG POINT
	USB POINT
	WATERPROOF PLUG POINT
	FLOOR PLUG
	ISOLATOR
	WATERPROOF ISOLATOR
	SHAVER PLUG SOCKET
	DISTRIBUTION BOARD
	AC CONTROL PANEL
	MOTION SENSOR
	HEATED TOWEL RAIL
	INTERNET SUPPLY
	LIGHT SWITCH

GENERAL NOTES | CONSTRUCTION

- All work to comply with SANS 10400 and Local Authority by-laws.
- Contractor to verify all levels, dimensions, and conditions on site before commencing work.
- All chimneys and fireplaces to comply with SANS 10400.
- All internal bathrooms to be mechanically ventilated (20 l/sec/fitment, 160 lux).
- Drainage schematic only — refer to plumbing consultant for full design.
- Drywalls to be installed by specialist contractor.
- Glazing to comply with SANS 10400 Part N.
- Refer to engineer's drawings for all structural elements.
- All drawings not to be scaled — figured dimensions only.
- Contractors shall be responsible for ensuring the structural stability of all components of their work and ascertain that the main structure is capable of supporting all loads applied thereto. The contractor is responsible for correct setting out on the specified works.
- Quality of all materials and workmanship to comply with the relevant SABS and BSS specifications.

No.	Description	Date
1	ELECTRICAL PLAN REVISION	18.11.2025

PROJECT		CLIENT		
H-ONE RESORT		H-ONE		
SHEET	L0_Ground Floor Electrical	Date	Project number	Scale (@ A3)
		06.11.2025	Project 8	As indicated
		Drawn by	Drawing Number	
P.VERMA				
		Checked by	E_1000	1
		G. MITTON		



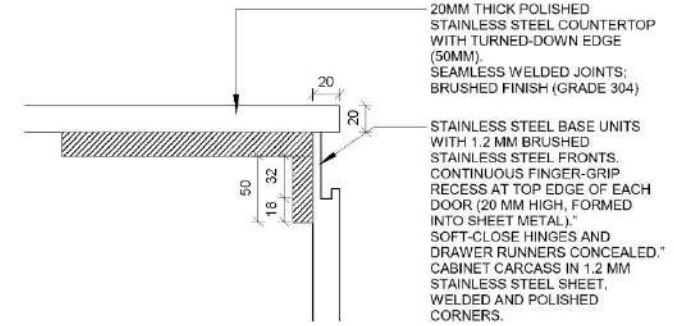
1 PREMIUM SUITE FLOORPLAN
1:25

INSET KITCHENETTE WITHIN WALL RECESS (DEPTH 150MM)

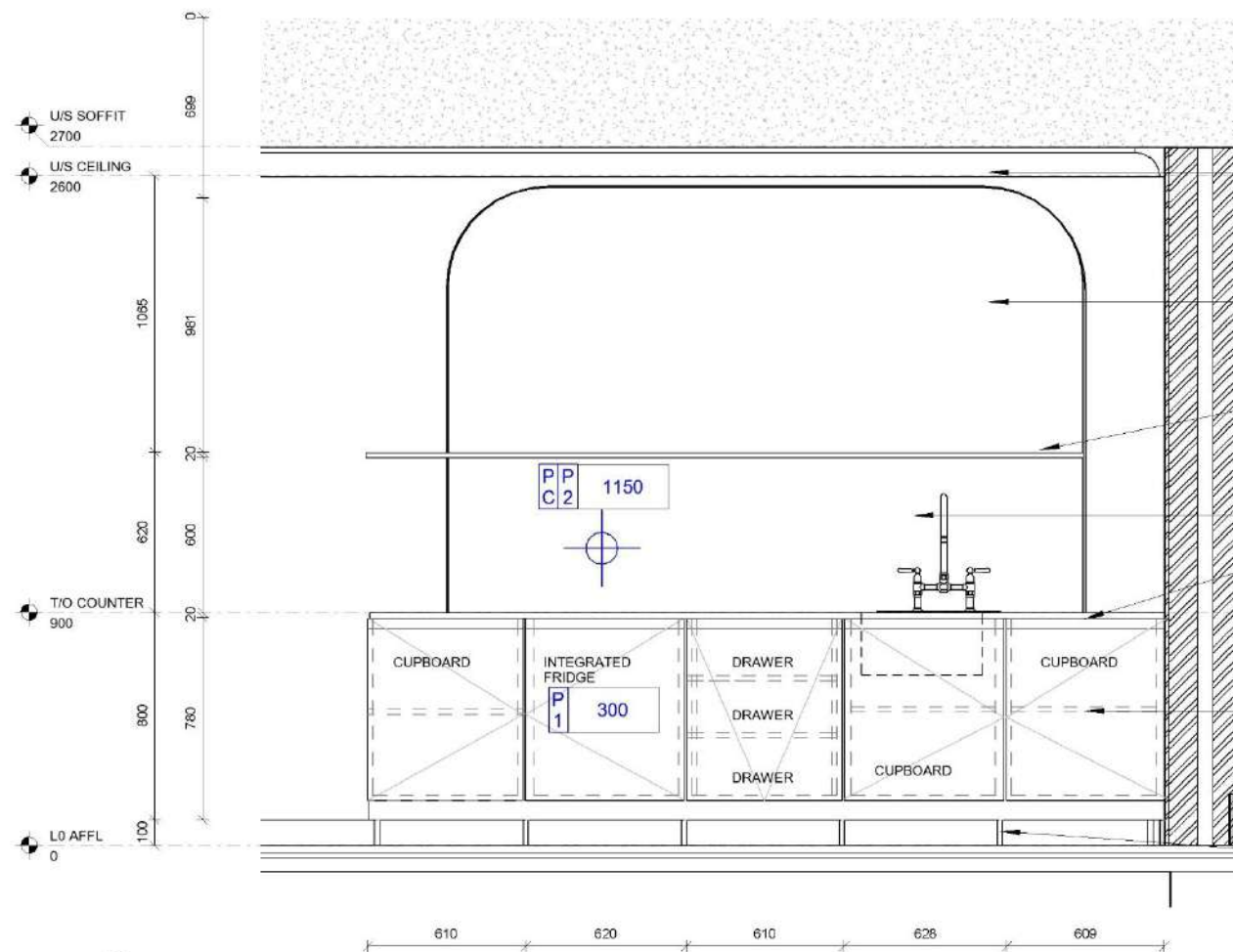
20MM THICK POLISHED STAINLESS STEEL COUNTERTOP WITH TURNED-DOWN EDGE (50MM). SEAMLESS WELDED JOINTS; BRUSHED FINISH (GRADE 304)

SINGLE-BOWL UNDERMOUNT SINK WITH INTEGRATED DRAINER

STAINLESS STEEL BASE UNITS WITH 1.2 MM BRUSHED STAINLESS STEEL FRONTS. CONTINUOUS FINGER-GRIP RECESS AT TOP EDGE OF EACH DOOR (20 MM HIGH, FORMED INTO SHEET METAL). SOFT-CLOSE HINGES AND DRAWER RUNNERS CONCEALED. CABINET CARCASS IN 1.2 MM STAINLESS STEEL SHEET, WELDED AND POLISHED CORNERS.



4 FINGER GROOVE DETAIL
1:5



3 KITCHENETTE SECTION 1
1:25

ROBOTICALLY EXTRUDED, LAYER-BY-LAYER PRINTED CEMENTITIOUS MIX WITH INTEGRATED POLYMER AND GLASS FIBRES FOR TENSILE STRENGTH AND CRACK CONTROL. DESIGNED FOR FREE-FORM, SELF-SUPPORTING STRUCTURAL WALL SYSTEMS.

FINISHED WITH MOISTURE-RESISTANT PLASTER AND WASHABLE PAINT

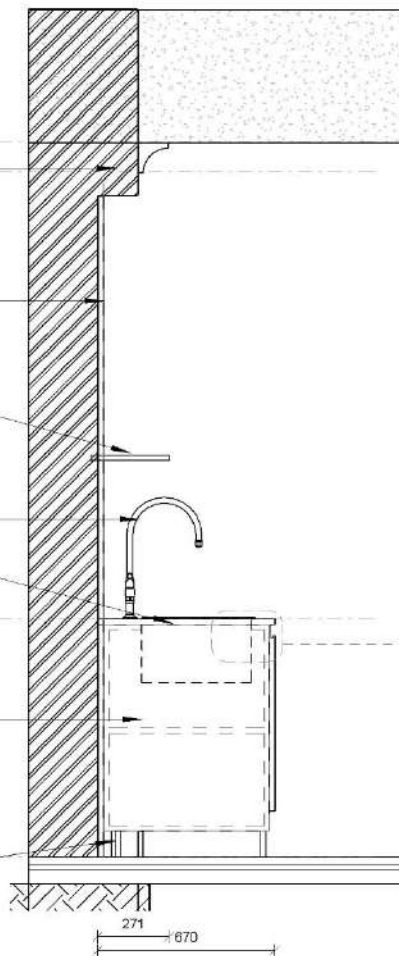
OPEN STAINLESS STEEL SHELF, 200 MM DEEP, MOUNTED 500 MM ABOVE COUNTER. CONCEALED WALL BRACKETS, BRUSHED FINISH

META PILLAR TAP COLD WATER 238 MM | DORNBRACHT | MATT BLACK

20MM THICK POLISHED STAINLESS STEEL COUNTERTOP WITH TURNED-DOWN EDGE (50MM). SEAMLESS WELDED JOINTS; BRUSHED FINISH (GRADE 304)

STAINLESS STEEL BASE UNITS WITH 1.2 MM BRUSHED STAINLESS STEEL FRONTS. CONTINUOUS FINGER-GRIP RECESS AT TOP EDGE OF EACH DOOR (20 MM HIGH, FORMED INTO SHEET METAL). SOFT-CLOSE HINGES AND DRAWER RUNNERS CONCEALED. CABINET CARCASS IN 1.2 MM STAINLESS STEEL SHEET, WELDED AND POLISHED CORNERS.

Ø30MM BRUSHED STAINLESS STEEL TUBULAR LEGS, WELDED TO FRAME. RUBBER END CAPS TO PREVENT FLOOR SCRATCHES. BASE OF CARCASS RAISED 100MM



2 KITCHENETTE SECTION 2
1:25

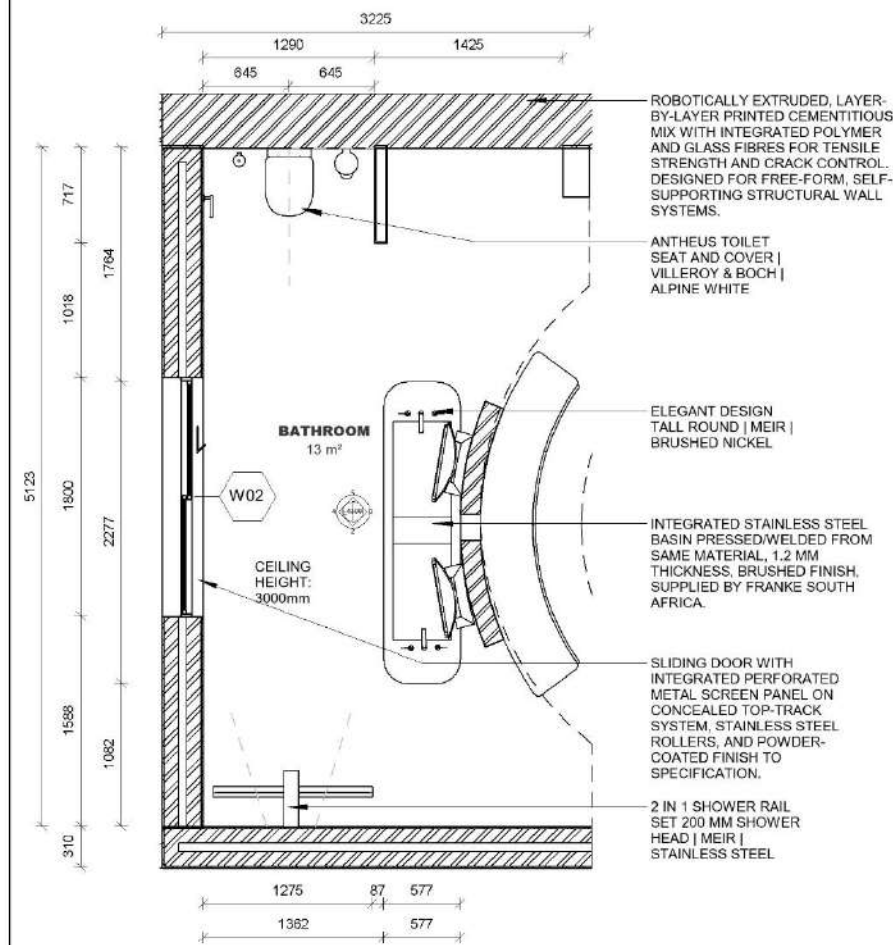
GENERAL NOTES | CONSTRUCTION

- All work to comply with SANS 10400 and Local Authority by-laws.
- Contractor to verify all levels, dimensions, and conditions on site before commencing work.
- All chimneys and fireplaces to comply with SANS 10400.
- All internal bathrooms to be mechanically ventilated (20 l/sec/fitment, 160 lux).
- Drainage schematic only — refer to plumbing consultant for full design.
- Drywalls to be installed by specialist contractor.
- Glazing to comply with SANS 10400 Part N.
- Refer to engineer's drawings for all structural elements.
- All drawings not to be scaled — figured dimensions only.
- Contractors shall be responsible for ensuring the structural stability of all components of their work and ascertain that the main structure is capable of supporting all loads applied thereto. The contractor is responsible for correct setting out on the specified works.
- Quality of all materials and workmanship to comply with the relevant SABS and BSS specifications

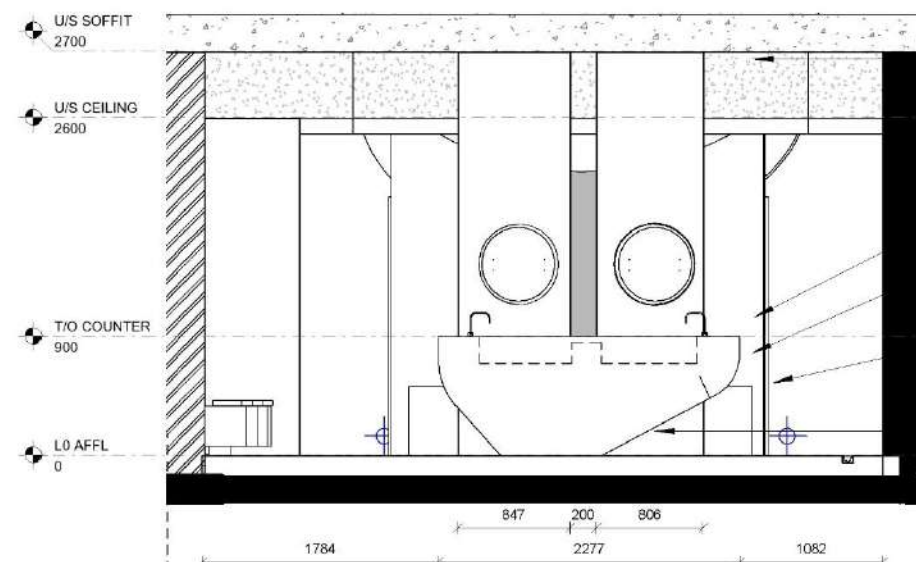
No.	Description	Date
1	KITCHENETTE DETAILING REVISION	18.11.2025

N

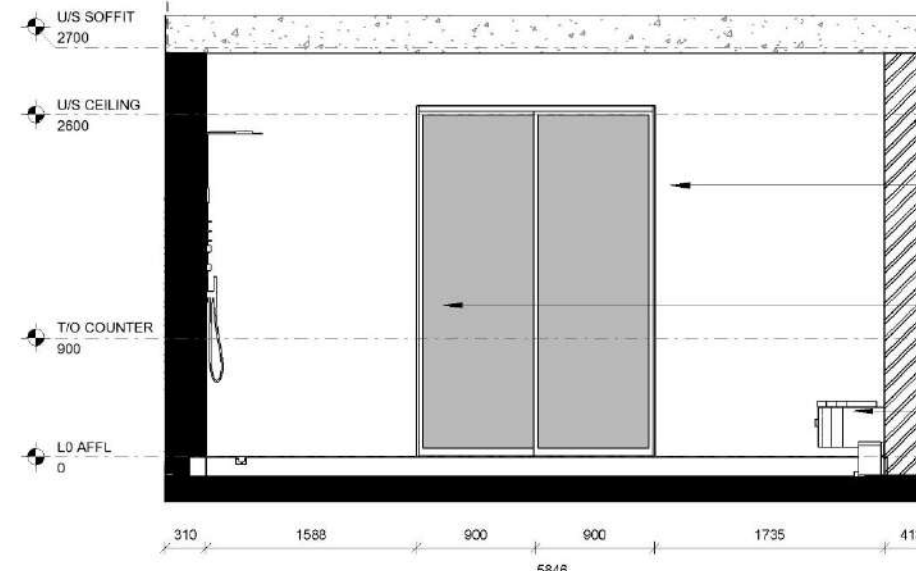
PROJECT	H-ONE RESORT			CLIENT	H-ONE		
SHEET	L0_Kitchenette Details			Date	06.11.2025	Project number	Project 8
				Drawn by	P.VERMA	Drawing Number	I_4200
				Checked by	G. MITTON	REV	1



1 BATHROOM DETAIL FLOOR PLAN
1:50



3 BATHROOM ELEVATION 1
1:50



4 BATHROOM ELEVATION 3
1:50

ROBOTICALLY EXTRUDED, LAYER-BY-LAYER PRINTED CEMENTITIOUS MIX WITH INTEGRATED POLYMER AND GLASS FIBRES FOR TENSILE STRENGTH AND CRACK CONTROL. DESIGNED FOR FREE-FORM, SELF-SUPPORTING STRUCTURAL WALL SYSTEMS.

2 IN 1 SHOWER RAIL SET 200 MM SHOWER HEAD | MEIR | STAINLESS STEEL

ELEGANT DESIGN TALL ROUND | MEIR | BRUSHED NICKEL

INTEGRATED STAINLESS STEEL BASIN PRESSED/WELDED FROM SAME MATERIAL, 1.2 MM THICKNESS, BRUSHED FINISH, SUPPLIED BY FRANKE SOUTH AFRICA.

CURVED STAINLESS STEEL PANEL (2MM THICK) ROLLED TO R150 WITH CONTINUOUS WELDED JOINTS GROUND SMOOTH AND POLISHED TO MATCH FINISH, SUPPORTED BY AN INTERNAL CURVED SUB-FRAME FOLLOWING THE CONTOUR.

2MM THICK GRADE 316 STAINLESS STEEL, BRUSHED FINISH - ALL VISIBLE SURFACES

2 BATHROOM ELEVATION 2
1:50

ROBOTICALLY EXTRUDED, LAYER-BY-LAYER PRINTED CEMENTITIOUS MIX WITH INTEGRATED POLYMER AND GLASS FIBRES FOR TENSILE STRENGTH AND CRACK CONTROL. DESIGNED FOR FREE-FORM, SELF-SUPPORTING STRUCTURAL WALL SYSTEMS.

SLIDING DOOR WITH INTEGRATED PERFORATED METAL SCREEN PANEL ON CONCEALED TOP-TRACK SYSTEM, STAINLESS STEEL ROLLERS, AND POWDER-COATED FINISH TO SPECIFICATION.

2 IN 1 SHOWER RAIL SET 200 MM SHOWER HEAD | MEIR | STAINLESS STEEL

ANTHEUS TOILET SEAT AND COVER | VILLEROY & BOCH | ALPINE WHITE

5 BATHROOM ELEVATION 4
1:50

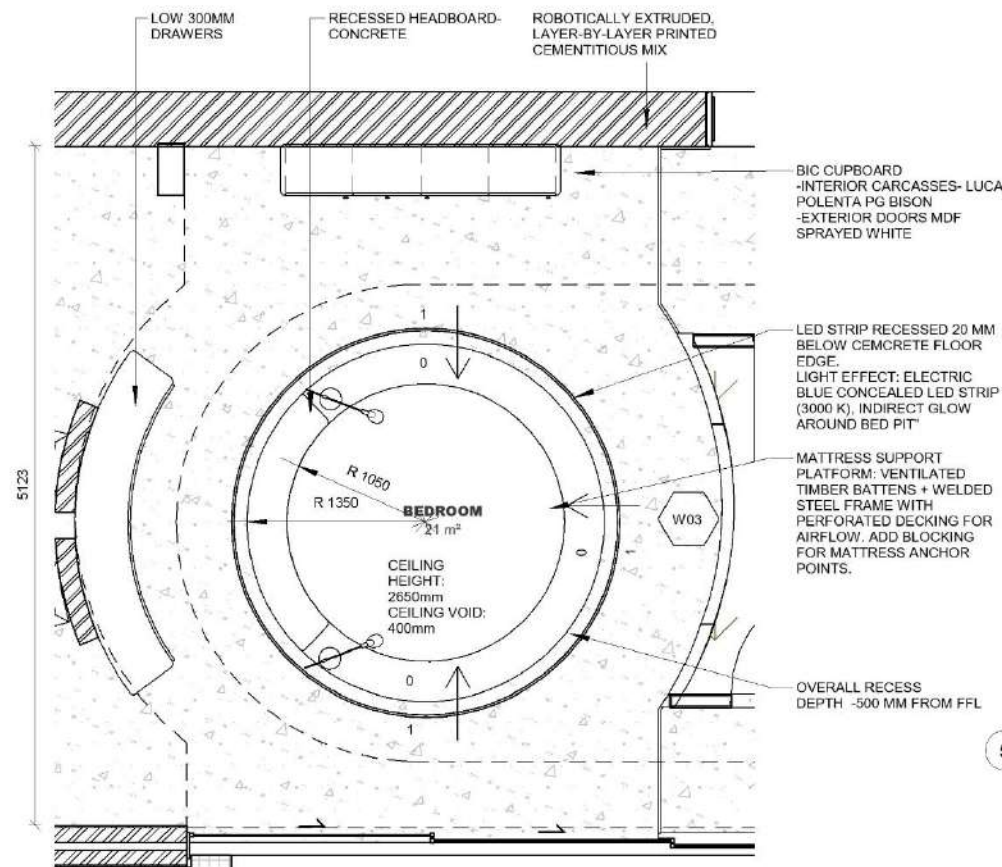
GENERAL NOTES | CONSTRUCTION

- All work to comply with SANS 10400 and Local Authority by-laws.
- Contractor to verify all levels, dimensions, and conditions on site before commencing work.
- All chimneys and fireplaces to comply with SANS 10400.
- All internal bathrooms to be mechanically ventilated (20 l/sec/fitment, 160 lux).
- Drainage schematic only — refer to plumbing consultant for full design.
- Drywalls to be installed by specialist contractor.
- Glazing to comply with SANS 10400 Part N.
- Refer to engineer's drawings for all structural elements.
- All drawings not to be scaled — figured dimensions only.
- Contractors shall be responsible for ensuring the structural stability of all components of their work and ascertain that the main structure is capable of supporting all loads applied thereto. The contractor is responsible for correct setting out on the specified works.
- Quality of all materials and workmanship to comply with the relevant SABS and BSS specifications

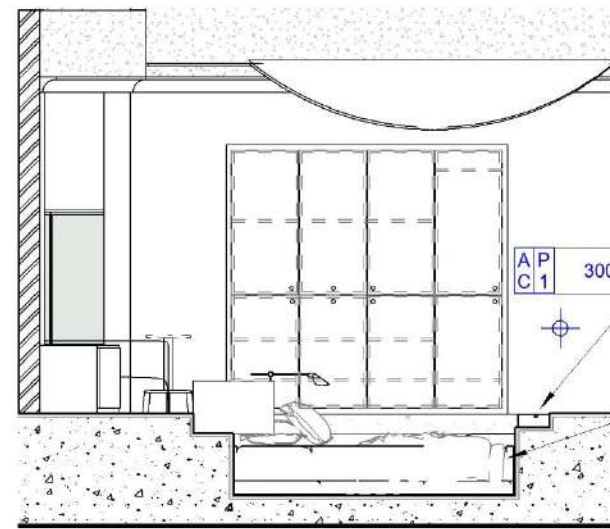
No.	Description	Date
1	BATHROOM DETAIL REVISION	18.11.2025

N

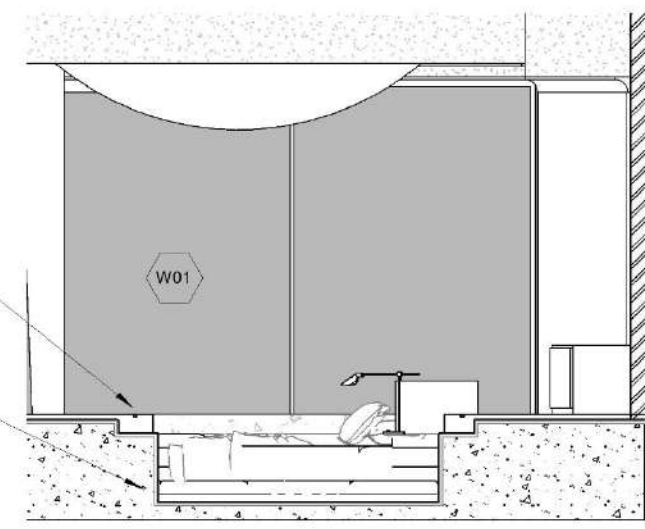
PROJECT	H-ONE RESORT	CLIENT			H-ONE	
		Date	Project number	Scale (@ A3)		
SHEET	L0_Bathroom Details	06.11.2025	Project 8	As indicated		
		Drawn by	Drawing Number		REV	
		P.VERMA	I_4300		1	
		Checked by				
		G. MITTON				



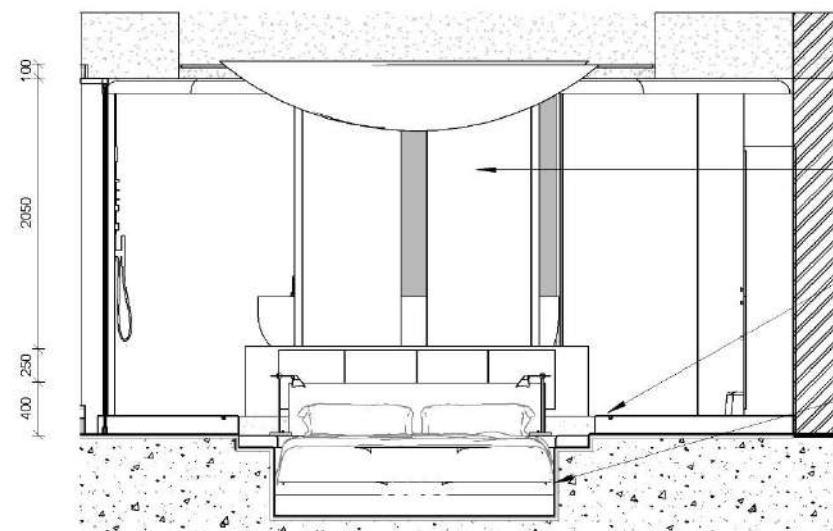
1 PREMIUM SUITE FLOORPLAN
1:50



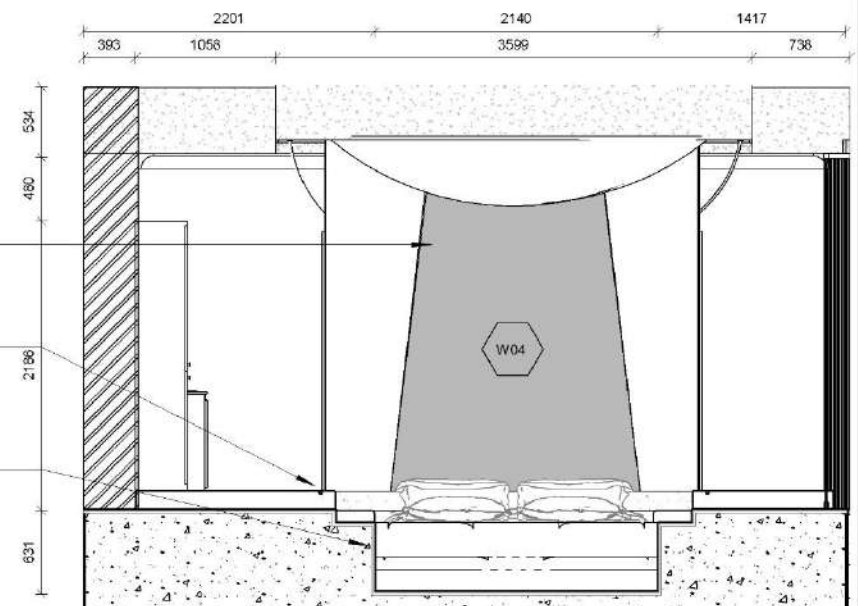
5 BEDROOM ELEVATION 1
1:50



2 BEDROOM ELEVATION 2
1:50



4 BEDROOM ELEVATION 3
1:50



3 BEDROOM ELEVATION 1
1:50

GENERAL NOTES | CONSTRUCTION

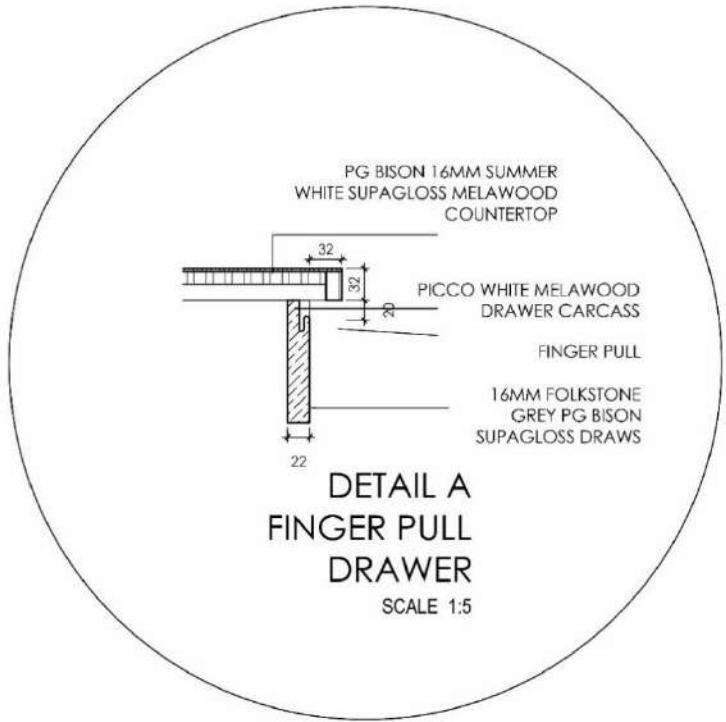
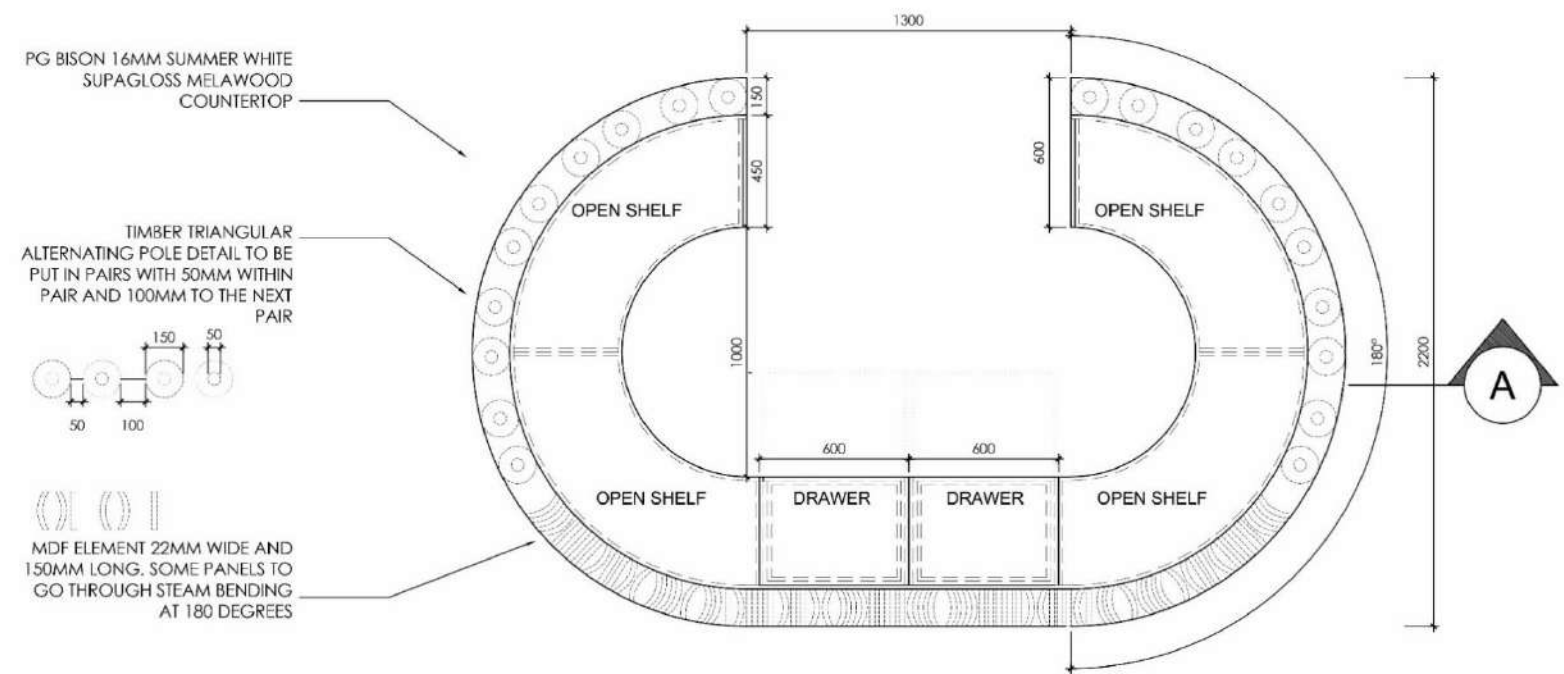
- All work to comply with SANS 10400 and Local Authority by-laws.
- Contractor to verify all levels, dimensions, and conditions on site before commencing work.
- All chimneys and fireplaces to comply with SANS 10400.
- All internal bathrooms to be mechanically ventilated (20 l/sec/fitment, 160 lux).
- Drainage schematic only — refer to plumbing consultant for full design.
- Drywalls to be installed by specialist contractor.
- Glazing to comply with SANS 10400 Part N.
- Refer to engineer's drawings for all structural elements.
- All drawings not to be scaled — figured dimensions only.
- Contractors shall be responsible for ensuring the structural stability of all components of their work and ascertain that the main structure is capable of supporting all loads applied thereto. The contractor is responsible for correct setting out on the specified works.
- Quality of all materials and workmanship to comply with the relevant SABS and BSS specifications.

No.	Description	Date
1	BEDROOM DETAIL	18.11.2025

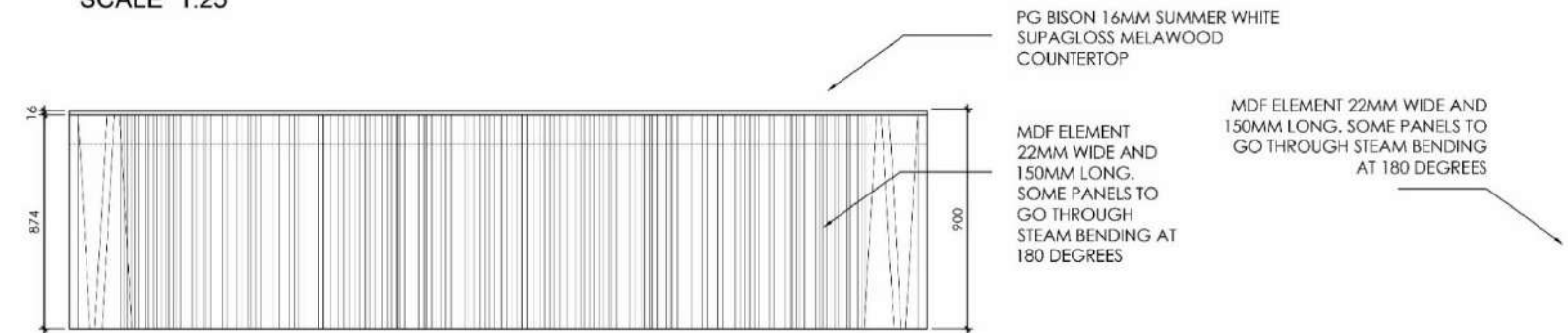
N

PROJECT	H-ONE		
	Date	Project number	Scale (@ A3)
SHEET	06.11.2025	Project 8	As indicated
	Drawn by	Drawing Number	REV
	Author	I_4400	1
H-ONE RESORT		Checked by	Checker
L0_Bedroom Details			

1.6 PG BISON

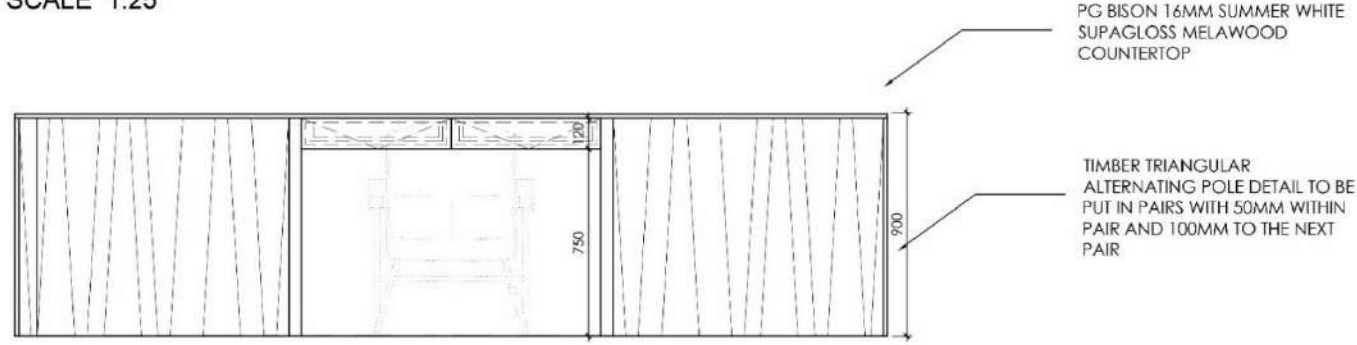
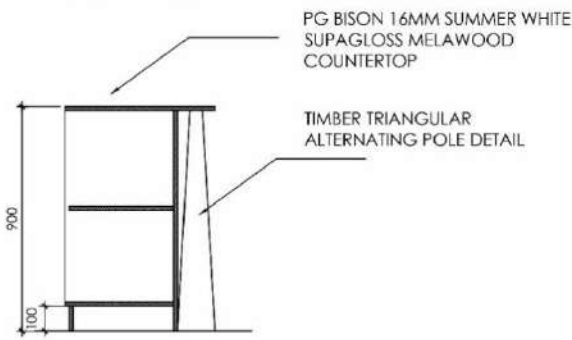


RECEPTION DESK PLAN
SCALE 1:25



RECEPTION DESK FRONT ELEVATION
SCALE 1:25

RECEPTION DESK SIDE ELEVATION
SCALE 1:25



RECEPTION DESK BACK ELEVATION
SCALE 1:25

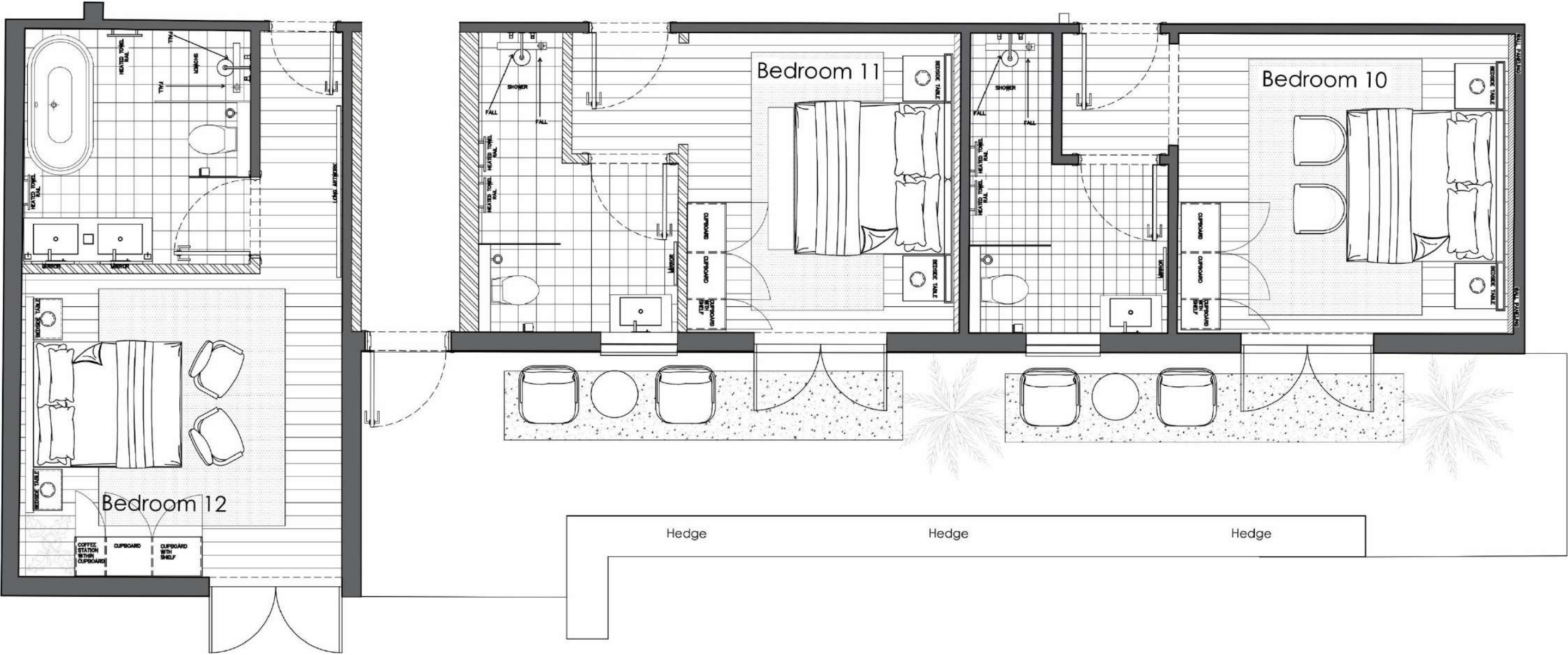
RECEPTION DESK FRONT ELEVATION
SCALE 1:25

TRADE NOTES	
Copyright over all designs and drawings shall remain the intellectual property of Design Time Studio and any provision to the contrary is hereby null and void. All rights reserved. No part of this drawing may be reproduced without written permission from Design Time Studio.	
Contractor shall be responsible for ensuring that all materials and workmanship comply with the relevant standards and specifications.	
Contractor shall be responsible for ensuring that all materials and workmanship comply with the relevant standards and specifications.	
Contractor shall be responsible for ensuring that all materials and workmanship comply with the relevant standards and specifications.	
Contractor shall be responsible for ensuring that all materials and workmanship comply with the relevant standards and specifications.	
Contractor shall be responsible for ensuring that all materials and workmanship comply with the relevant standards and specifications.	
Contractor shall be responsible for ensuring that all materials and workmanship comply with the relevant standards and specifications.	
Contractor shall be responsible for ensuring that all materials and workmanship comply with the relevant standards and specifications.	
Contractor shall be responsible for ensuring that all materials and workmanship comply with the relevant standards and specifications.	

DRAWING NOTES	
DRAWING NOTES	
DRAWING NOTES	
DRAWING NOTES	
DRAWING NOTES	
DRAWING NOTES	
DRAWING NOTES	
DRAWING NOTES	
DRAWING NOTES	
DRAWING NOTES	

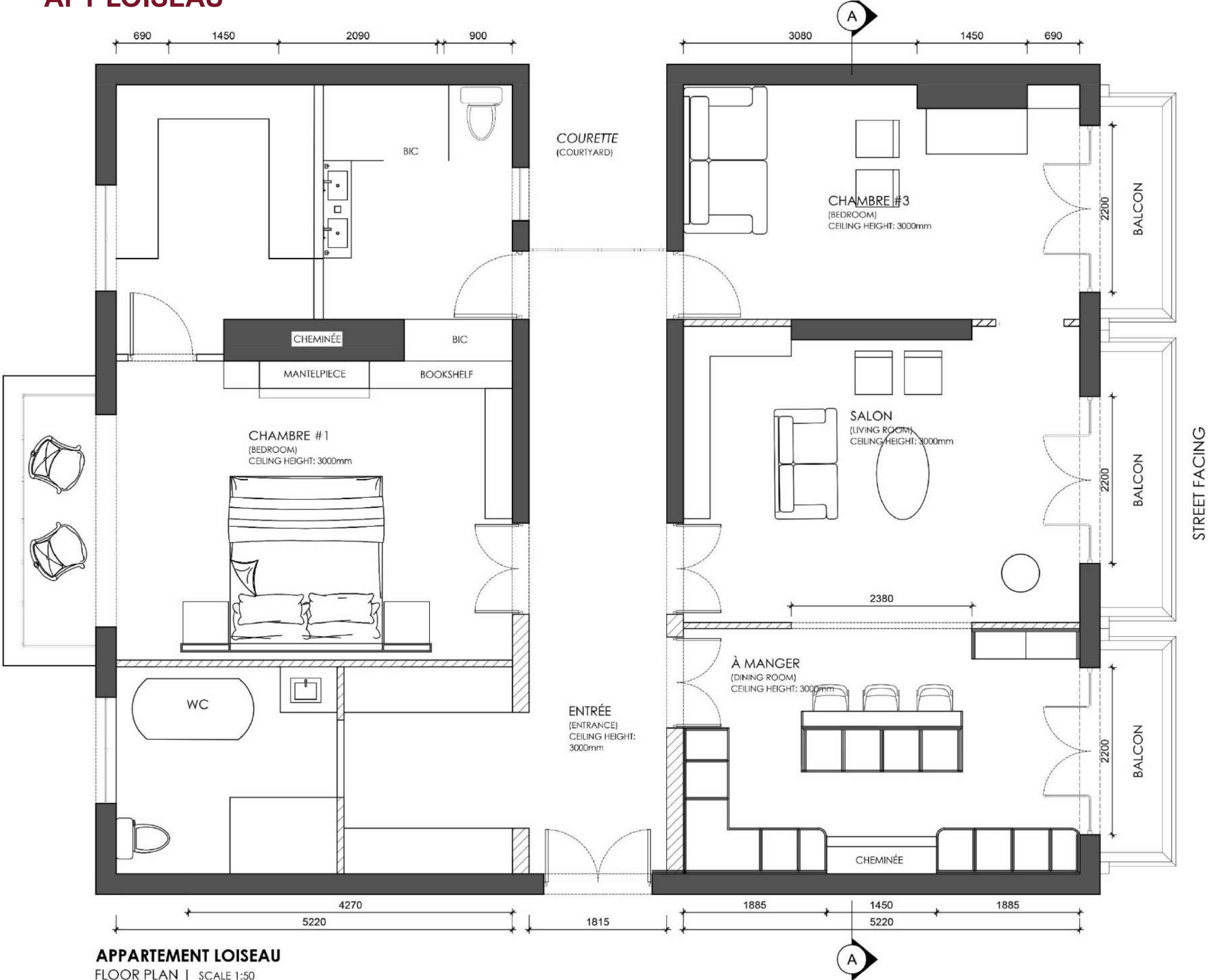
REVISIONS	
1	27.07
Item	date
description	
SPECIFICATIONS	

project title	
DESIGN TIME BC JOINERY 1	
drawing description	
RECEPTION DESK PLAN RECEPTION DESK FRONT ELEVATION RECEPTION DESK BACK ELEVATION	
drawing number	scale
1	1:25
project number	date
1	2024.07.26
designer	revision
PRITYANKA VERMA	1
client approval	



2.1

APT LOISEAU

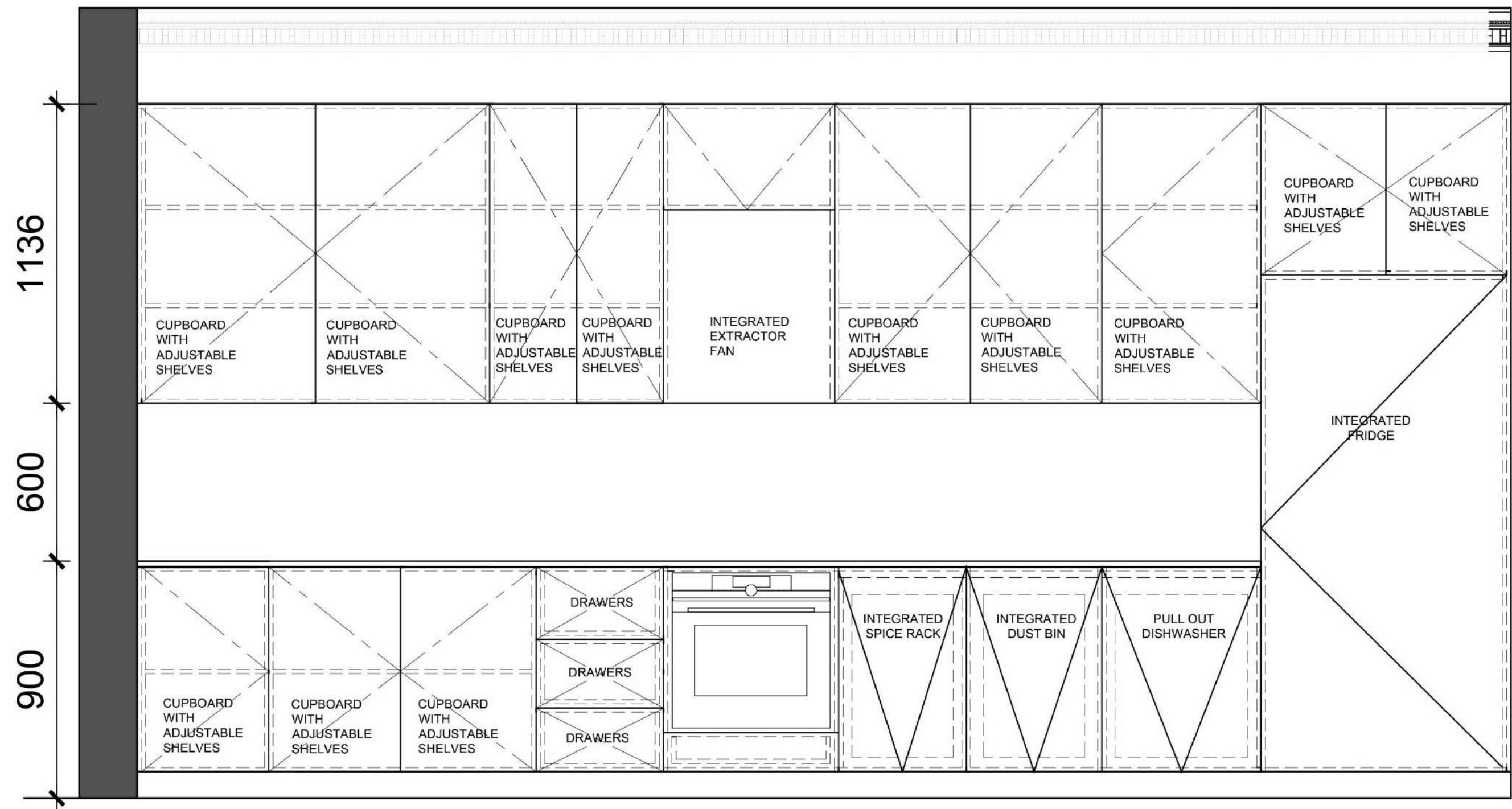


APPARTEMENT LOISEAU
FLOOR PLAN | SCALE 1:50



2.1

APT LOISEAU

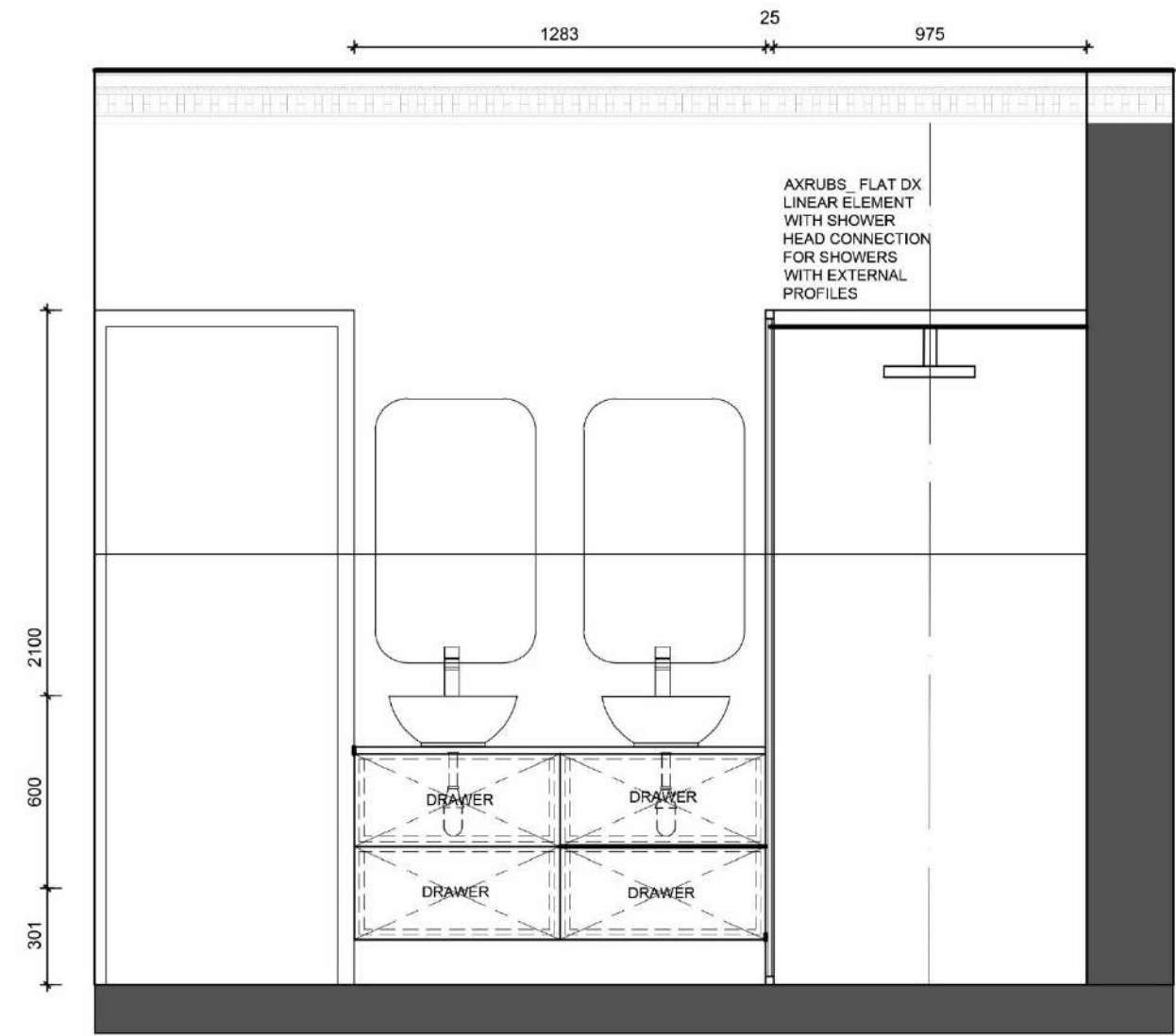
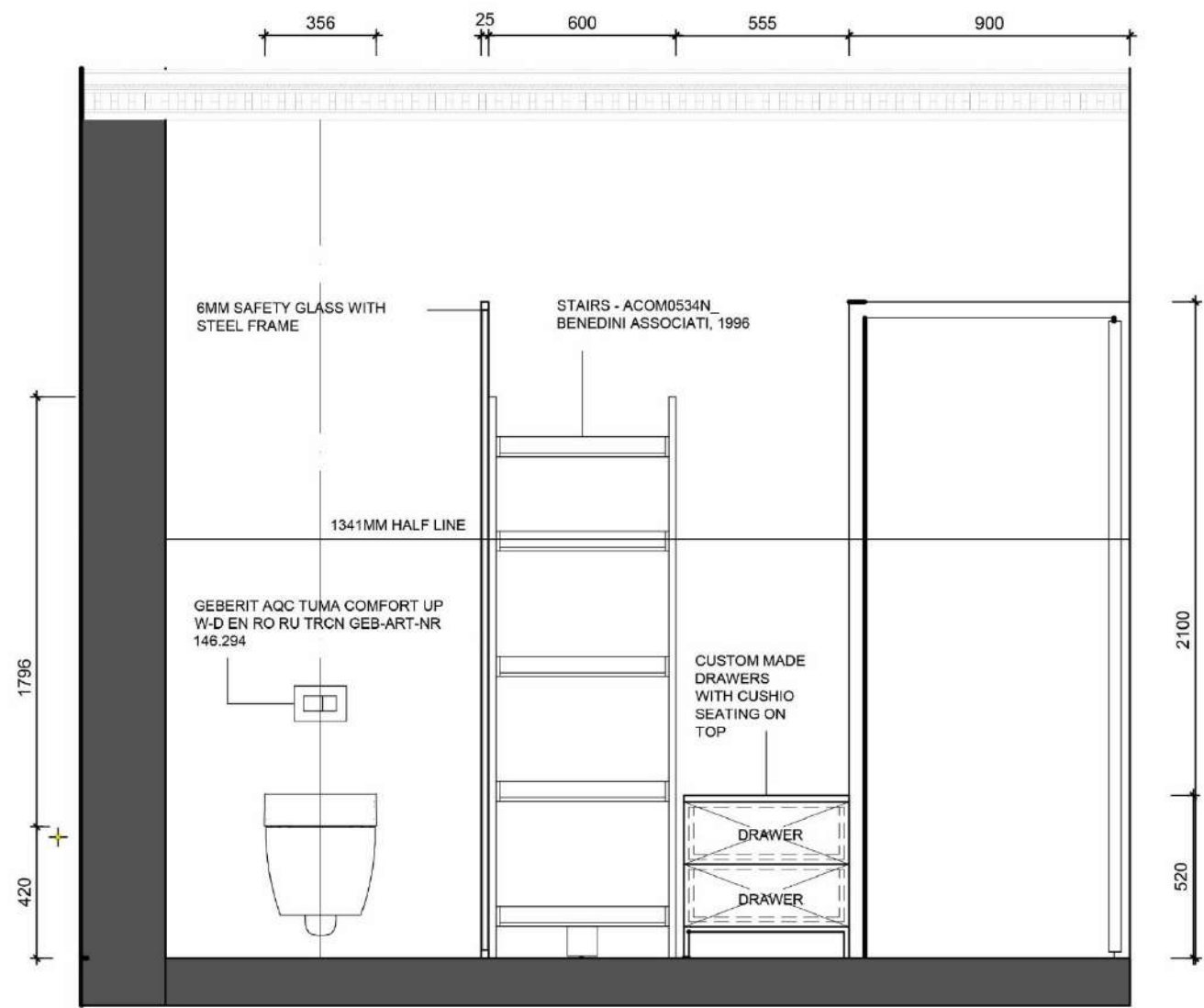


KITCHEN ELEVATION AA

SCALE 1:50

2.1

APT LOISEAU





THANK YOU!

